

CATALOGUE
2021
QUEENSLAND

IMPORTANT NOTES

GROWER KNOWLEDGE: This is a general catalogue for the region. For local information on which plants work in your area contact your local grower (see our website). Local grower knowledge is vital, and this catalogue is no substitute.

HEIGHTS: Heights in this catalogue are for general gardening conditions. In well maintained gardens, some plants will get taller.

PLANT NAMES: In this brochure, the genus, species and cultivar name are listed like this example: *Lomandra longifolia* 'LM300'. LM300 is the PBR and cultivar name. The brand name or trade name for this plant is TANIKA®, and should not be confused with the true cultivar name. The cultivar or true plant name will always immediately follow the species name enclosed in quotation marks.

POT SIZES: In general, most growers have our plants available in 140mm/1.3L pots. Other common pot sizes include 200mm/5L pot, 90mm/410ml pot, 50mm/250ml landscape tube (also known as forestry, native or grow tube). Pre orders are recommended for 90mm pots.

Our Advanced Trees range is available in 175mm/5L pots and above only. All other ranges are supplied in 250ml pots and above.



Phone: 02 4577 2977
Email: info@ozbreed.com.au
www.ozbreed.com.au
www.bestplants.com.au

Head Office
14 Cupitts Lane,
Clarendon NSW 2756

Postal Address
PO Box 1011,
Richmond NSW 2753

QLD Catalogue 2021



2021 and Beyond

There have been significant changes to the management and the day-to-day running of Ozbreed since our last catalogue was released in 2019. What hasn't changed is our dedication to bringing the most reliable, functional and no fuss plants to the landscaping industry. There are some new release plants in these pages that we are really excited to present to you, plants that fill a gap in the market – shade loving, drought tough, resilient shrubs and groundcovers - that YOU have asked for.

Along with the newest releases, the old favourites remain available and visible in this catalogue. Those plants that, after almost 20 years of being commercially available, continue to appear on plant schedules and in landscapes Australia-wide. These plants remain Ozbreed's most in-demand species in the industry, known by their trade name alone, thanks to their continued performance in increasingly difficult climatic extremes.

We never stop testing and trialling our plants in rugged conditions all over Australia. Whether it be the yet-to-be-released plants in our New Product Development Program, or the trialling of commercially released Ozbreed plants through our Sample Program, it's the feedback that we get from the programs' participants that results in an optimally bred plant. We want to continue to service the industry by breeding the most robust, hardy and beautiful plants available. We want you to be assured that our plants are of the highest quality because we are listening to your feedback.

In the year ahead we are working on increasing our grower network around the country to ensure that the supply of our plants is always available for your designs and in an attempt to avoid substitution of inferior plants in your jobs. Do the best by your design, remember to specify Ozbreed by name for a reliable plant that will perform in the landscape well into the future. We stand by Ozbreed licenced propagators and growers and the quality plants they produce, because at Ozbreed we don't guess, we test.

No Fuss, Functional, Reliable

NO FUSS: Plants that are easy to care for.

FUNCTIONAL: The right plants for the right situation. Whether its green roofs, green walls, rain gardens, roadsides or more, you will find the right functional plant for your situation.

RELIABLE: Plants that are tested and proven to work in your region.

For further technical support and information please visit www.ozbreed.com.au where you will find licensed growers and articles on all products.

DISCLAIMER: This book is copyright. Apart from any fair dealing for the purpose of private study, research, criticism or review as permitted under the Copyright Act, no part may be reproduced by any process without written permission. Enquiries should be addressed to publishers, Ozbreed Green Life Pty. Ltd. Ozbreed believes all the information supplied in this book to be correct at the time of printing. They are not, however, in a position to make a guarantee to this effect and accepts no liability in the event of any information proving inaccurate or photo colours being incorrect or cannot be held responsible for plants dying for any reason. Plants are living things and no matter how carefully they are treated, they sometimes die. Use these plants understanding that no compensation can be claimed from Ozbreed for any loss.



Contents

Strappy Leaf Plants

Evergreen Baby™ Lomandra.....	5
King Alfred® Dianella.....	6
Revelation® Dianella	6
Katrinus Deluxe Lomandra	7
Katie Belles™ Lomandra	8
Little Jess™ Dianella.....	9
Wingarra® Lomandra.....	10
Lucky Stripe™ Lomandra	10
Lucia™ Dianella.....	11
Tropic Cascade™ Lomandra	12
Banana Split™ Dietes.....	12
Shara™ Lomandra	13
Silverlawn™ Liriope.....	14
Amethyst™ Liriope.....	14
Clarity Blue™ Dianella	15
Pink Pearl™ Liriope.....	16
Isabella® Liriope	16
Just Right® Liriope	17

Native Grasses

Kingsdale™ Poa	19
Nafray® Pennisetum	20
Purple Lea® Pennisetum.....	21

Advanced Trees

Luscious® Tristaniopsis.....	23
Pinnacle™ Syzygium	24
Sweeper® Waterhousea.....	24
Sublime™ Acmena	25

Native Shrubs and Groundcovers

Straight and Narrow™ Syzygium.....	27
Aussie Rambler™ Carpobrotus.....	28
Meema™ Hardenbergia.....	28
Velvet Sky™ Metrosideros.....	29
Candy Burst™ Callistemon.....	30
Fluro Burst™ Callistemon.....	30
Icy Burst™ Callistemon.....	31
Snow Burst™ Callistemon	31
Sweet Burst™ Callistemon.....	31
Cherry Cluster™ Grevillea	32
FlatAz™ Grevillea	32
Royal Rambler™ Grevillea	33
Green John™ Callistemon	34
Macarthur™ Callistemon.....	34
Slim™ Callistemon	35
Scarlet Flame™ Callistemon	36
Red Alert™ Callistemon.....	36
Better John™ Callistemon	37
Yareena™ Myoporum.....	38
Aussie Flat Bush™ Rhagodia	39
Ozbreed Flat White™ Pandorea.....	40

Westringia Range

Blue Gem™ Westringia.....	41
Low Horizon™ Westringia.....	42
Grey Box™ Westringia.....	43
Mundi™ Westringia.....	44
Ozbreed Aussie Box® Westringia.....	45
Naringa™ Westringia	45

Hardy Exotic Plants

Flat Mat™ Trachelospermum.....	47
Dense Fence™ Viburnum.....	48
Quick Fence™ Viburnum	49
Bingo Blue™ Agapanthus.....	50
Queen Mum™ Agapanthus	50
Bingo White™ Agapanthus.....	51
Thin Red™ Photinia	51
Cosmic White™ Raphiolepis	52
Cosmic Pink™ Raphiolepis.....	52
O So Fine™ Gardenia.....	53
Little Phil™ Philodendron.....	53
Double Gold™ Gazania	54
Sweet Privacy™ Murraya	54
Little Ruby™ Alternanthera	55
Autumn Royalty™ Rhododendron	56
Autumn Twist™ Rhododendron.....	56
Purple Pixie™ Loropetalum	57

Nandina Range

Blush™ Nandina.....	59
Flirt™ Nandina.....	59
Obsession™ Nandina	60

Hardy Aloe Range

Sea Urchin™ Aloe.....	62
Mighty Coral™ Aloe.....	62
Mighty Gold™ Aloe.....	62

Tubestock Article

The Tight Budget Solution.....	63
--------------------------------	----

Top 10 Plants

For mass planting, shade,
greenwalls, erosion control,
greenroofs, fire retardant plants,
salt tolerant, rain gardens..... 64-66



Strappy Leaf Plants

Designer: Dangar Barin Smith
Photo: Anson Smart



Evergreen Baby™ (front) really is the baby Lomandra of the family.



Lomandra longifolia (common form) is 2.5 times the height of unpruned Evergreen Baby™ after 7 years of growth.



Evergreen Baby™

Lomandra laevis. 'LM600' (b)

A compact, tough Lomandra with attractive deep-green, fine foliage. About half the size of Tanika® Lomandra, Evergreen Baby™ Lomandra is suited for low line of sight planting requirements or as foreground plants to create a layered effect in residential or landscaped designs. Looks good while tolerating intermittent wet feet and dry periods.

- NO FUSS** Hardy, small *Lomandra longifolia*-cross, which is low maintenance in full sun to part shade. Frost and drought tolerant in sandy loam to heavy clay soils.
- FUNCTIONAL** Mass plant in coastal locations, native gardens, pots, rain gardens, bio-retention swales, borders or as a feature plant.
- RELIABLE** A non-seeding form, making it safer to plant near bushland and national parks, with golden-yellow flowers in spring.
- OZBREED EXTRA** Want lime green foliage? Applying agricultural lime annually and increasing the soil pH, or in naturally occurring alkaline soils, Evergreen Baby™ Lomandras foliage responds by becoming more lime coloured.

Description	Compact fine leaf clumping plant
Density	4–8 plants per m ² 2–4 per linear metre
Height & Width	40–45cm x 45cm
Flowering	Yellow flowers in spring
Best Planting Time	March–November
Uses	Mass planting, feature plant, borders
Position	Full sun to part shade; tolerates frost, drought and periodic wet feet
Soil Type	Sandy loam to heavy clay
Care	Water as needed until established; cut back 15cm above the ground every 3–5 yrs if required; occasional watering in dry periods may be needed
Where it Works	VIC, QLD (does not work in northern QLD), NSW, ACT, SA & WA



King Alfred®

Dianella caerulea 'JOHN316' (b)

Our best erosion control *Dianella* available, with a binding strength of 752% in tests. A perennial with masses of dark-green strappy leaves. The purple and yellow flowers are held high above the foliage in spring.

NO FUSS King Alfred® *Dianella*'s naturally short canes help maintain its tidy architectural shape without collapsing.

FUNCTIONAL Sloping sites, or anywhere requiring erosion control, rain gardens and bio-retention swales, roadside, commercial mass planting or residential understorey planting in full sun to moderate shade.

RELIABLE Loves and needs a regular biannual prune to extend the performance of this fast-growing *Dianella*. With pruning it outlasts other *Dianella*. Without pruning, it will outgrow its environment.

Description	Dense, compact blue green foliage
Density	2–4 plants per m ² 1.5–2 per linear metre
Height & Width	70cm x 70cm
Flowering	Purple & yellow flowers that reach 1m high from September–November
Best Planting Time	March–November
Uses	Mass planting or specimen planting
Position	Full sun to moderate shade; tolerates humidity, cold and moderate drought
Soil Type	Wide variety of soils; avoid very poor soil
Care	Water as required for 8–13 weeks until established; trim back to base every 1–2 years; use a slow release fertiliser in spring if required
Where It Works	VIC, NSW, ACT, QLD, SA, WA & TAS



Revelation®

Dianella revoluta 'DRG04' (b)

The grey-green foliage of this small *Dianella* is complemented by the multitude of blue flowers adorning it in spring. Remains neat and tidy through drought, periodic wet spells and frost.

NO FUSS Cleaner foliage, more flowers and longer-lived than other comparative *Dianellas*, adapts to the climatic extremities of frost and drought.

FUNCTIONAL Low growing and well suited to borders, as foliage contrast in meadow or prairie planting, or mass planting in commercial and residential situations.

RELIABLE Holds its form with slight spread, as the plants rhizomes and roots stabilise slopes and erosion prone areas.

Description	Medium sized <i>Dianella revoluta</i>
Density	4–6 plants per m ² 2–3 per linear metre
Height & Width	50cm x 50cm
Flowering	Small blue flowers from Oct–Nov
Best Planting Time	March–October
Uses	Mass plantings, foliage or grassy gardens; commercial & residential
Position	Full sun to part shade. Tolerates drought & frost
Soil Type	Sandy or loam soils; heavy soils if raised planting; avoid very poor soil
Care	Water as required for 8–13 weeks until established; cut back 15cm above the ground every 3–5 years if required
Where it Works	VIC, NSW, ACT, SA, WA, TAS & QLD (only for non humid regions like Toowoomba with free draining soil)



Katrinus Deluxe

Lomandra longifolia 'Katrinus Deluxe' (b)

Evergreen, uniformly low growing and suitable to plant en masse in swathes or in clumps amongst mounded plantings to create contrast. Masses of delicately perfumed yellow flowers adorn this semi compact, fine-leaved Lomandra in spring. Survives on natural rainfall in most populated areas in Australia due to its long root zone, with occasional top up watering required during extreme periods of drought.

NO FUSS Drought and cold tolerant, second-line salt tolerant and suited to a wide range of soils from sandy to heavy clay.

FUNCTIONAL Mass plant in coastal and rooftop locations. Commercial situations such as golf courses, factories and offices. Native & domestic gardens. Slopes or erosion prone areas. Avoid front-line salt.

RELIABLE Non-seeding variety, safe to plant near bushland and national parks.

OZBREED EXTRA Full sun to moderate or heavy shade, this low maintenance plant maintains good winter colour in colder climates while looking uniform and clean.

Description	Improved semi-compact fine leaf Lomandra
Density	2-6 plants per m ² 1.5-2 per linear metre
Height & Width	70cm x 70cm
Flowering	Masses of perfumed yellow flowers from October-November
Best Planting Time	March-November
Uses	Mass planting and specimen planting
Position	Full sun to moderate shade; Tolerates cold & drought
Soil Type	Sandy, sandy loam to clay soils
Care	Water as required for 8-13 weeks until established; cut back to 20cm or half the height if required after 7 years
Where it Works	VIC, NSW, ACT, SA, WA, TAS & QLD (do not plant in depressed areas)



Katie Belles™

Lomandra hystrix 'LHBYF' (b)

Golden fragrant flowers sit like fireworks amongst the green strappy *Lomandra* foliage, lasting many weeks in spring and again in autumn. Suitable for the tropics and colder regions as specimen or mass plantings.

- NO FUSS** Successful in full sun, shade and wet shade, it's both drought and cold tolerant.
- FUNCTIONAL** Mass planted commercial or residential designs, roadsides, green walls, borders, erosion prone areas or sloping sites and bio-retention swales.
- RELIABLE** Perfect for rain gardens due to it's root rot and humidity resistance.

Description	Full sized <i>Lomandra hystrix</i>
Density	1–3 plants per m ² 1–1.5 per linear metre
Height & Width	1.5–1.8m x 1.2–1.5m
Flowering	Masses of perfumed yellow flowers from September–November
Best Planting Time	March–November
Uses	Feature planting and mass planting; great for periodically wet areas
Position	Full sun to heavy shade; Tolerates humidity, cold & drought
Soil Type	Sandy loam to heavy clay soils
Care	Water as required for 8–13 weeks until established; occasional watering will be required in very dry conditions; cut back 30cm above the ground every 3–7 years
Where it Works	VIC, QLD, NSW, ACT, TAS, SA & WA



Little Jess™

Dianella caerulea 'DCMP01' (L)

The landscape designer's strappy perennial of choice. For those tricky, shaded to full sun positions, where tough, year-round lush green foliage is required. Its compact form looks good mass planted under specimen trees, in swathes, or along borders in residential or commercial landscapes.

NO FUSS

Cold, humid and heavy-shade tolerant, very low maintenance once established. Very drought tolerant compared to other *Dianella caerulea* varieties, including Breeze® *Dianella*.

FUNCTIONAL

Great for contemporary residential and commercial designs, dry slopes and dry shade, foreground planting and borders, roadside verge plantings maintaining line of sight requirements.

RELIABLE

High drought and humidity resistance & year-round evergreen foliage (except for Ballarat in winter).

OZBREED EXTRA

Masses of contrasting purple flowers in spring. The short canes of this dwarf form allows foliage to stay upright, unlike common *Dianella* forms that tend to fall over.

Description	Dwarf, compact, clumping <i>Dianella</i>
Density	6–10 plants per m ² 3–5 per linear metre
Height & Width	40cm x 40cm (taller in good soils)
Flowering	Purple flowers from Sep–Nov
Best Planting Time	March–November
Uses	Specimen & mass plantings for commercial and residential use
Position	Full sun & moderate to heavy shade; Tolerates drought & humidity
Soil Type	Wide variety of soils; avoid very poor soil
Care	Water as required for 8–13 weeks until established; cut back to half the height every 2–3 yrs for gardens, 4–8 yrs for road sides
Where it Works	VIC, NSW, ACT, QLD, SA, WA & TAS



Wingarra®

Lomandra confertifolia 'SIR5' (b)

A contrasting blue-green *Lomandra* with a fine Poa-like tussock-grass appearance, it creates a soft aesthetic in the landscape. Its long rhizome activity digs deep below soil-level and makes it far tougher than other, weaker *Lomandra confertifolia* species.

- NO FUSS** Tough with very few maintenance requirements and more likely to hold its colour through winter.
- FUNCTIONAL** Compact clumping form suits borders, slopes, erosion-prone areas and mass planting.
- RELIABLE** *Lomandra confertifolia* are often considered to be weaker than longifolia type *Lomandra*, unless they have strong rhizomes such as this Wingarra® *Lomandra*.

Description	Compact, clumping blue-green <i>Lomandra</i>
Density	4–8 plants per m ² 2–4 per linear metre
Height & Width	40cm x 60cm
Flowering	Small yellow flowers from Sept–Nov
Best Planting Time	March–November
Uses	Mass planting or border plantings
Position	Best in part shade, full sun with irrigation; tolerates humidity & frost
Soil Type	Sandy, sandy loam to clay soils
Care	Water as required for 8–13 weeks until established; occasional watering may be needed for dry inland regions, WA and SA; cut back 15cm above the ground every 3–4 years if required
Where It Works	VIC, NSW, ACT, TAS, SA, WA & QLD (only for non-humid regions like Toowoomba)



Lucky Stripe™

Lomandra hystris 'LMV200' (b)

A highly durable white and green variegated *Lomandra* that withstands climatic extremes while remaining relatively blemish free. Add organic contrast and shift the texture of a mass planting using the variegated, clean foliage of Lucky Stripe™ *Lomandra*.

- NO FUSS** A long-lived performer even in humid climate zones, handles drought and frost, flowering in spring.
- FUNCTIONAL** Bio-retention swales or raingardens, sloping or erosion-prone sites, as a contrasting plant in green walls or mass planted commercial or residential gardens.
- RELIABLE** The male-only flowers and no female seed set makes it a safer choice to plant near bushland.

Description	White/green variegated foliage
Density	1–2 plants per m ² 1–2 per linear metre
Height & Width	80cm–1m x 90cm
Flowering	Masses of perfumed yellow flowers from September–November
Best Planting Time	March–November
Uses	Feature planting and mass planting
Position	Full sun to part shade; Tolerates frost & drought
Soil Type	Sandy loam to heavy clay soils
Care	Water as needed for 8–13 weeks until established; occasional watering will be required in very dry conditions; cut back every 3–7 years 30cm above the ground
Where it Works	VIC, NSW, QLD, SA & WA



Lucia™

Dianella caerulea 'DC101' (D)

A low growing, vigorous spreading evergreen Dianella with excellent weed suppressing capabilities and masses of mulberry coloured flowers. Ozbreed's cleanest and best performing perennial, Lucia™ Dianella loves the climatic extremes. A great low cost groundcover option when planted at 4 - 6 plants per m².

- NO FUSS** After initial establishment, generally no maintenance required for at least 4 years.
- FUNCTIONAL** For weed suppression, mass plant on roadsides, median strips and borders while maintaining line of sight requirements. In residential gardens, in full to part sun positions.
- RELIABLE** Suitable for coastal and inland climates, drought and frost tolerant to -7 degrees. Ozbreed's most cold tolerant Dianella.
- OZBREED EXTRA** Multiple rhizome shoots allow for dense coverage, weed suppression & quicker damage recovery in high traffic zones.

Description	Low growing, spreading Dianella with deep green foliage
Density	4-6 plants per m ² 2-3 per linear metre
Height & Width	30-40cm x 50cm
Flowering	Masses of blue/purple flowers from Sep-Nov; berries in summer
Best Planting Time	March-November
Uses	Mass planting for roadsides, median strips and borders
Position	Full sun to part shade Tolerates drought & frost
Soil Type	Sandy loam to clay soils; avoid poor soils
Care	Water as required for 8-13 weeks until established; almost no maintenance except to cut back to half the height every 4-8 years
Where it Works	VIC, QLD, NSW, ACT, TAS, SA & WA



Tropic Cascade™

Lomandra hystrix 'LHWP' (b)

Lush, weeping emerald-green *Lomandra* adorned with perfumed, sterile male flowers in spring. A *L. hystrix* variety, half the size of the common form, suited to varying climates from colder, frosty areas of the southern states, to tropic and subtropic regions.

NO FUSS A tough, native plant that performs well in drought, or when exposed to periodic wet feet and shadier aspects or combination wet/heavy shade conditions.

FUNCTIONAL Rain gardens, bio-retention swales, erosion control, mass commercial planting. Makes a lush, beautiful indoor potted plant or clumped in mixed plantings.

RELIABLE Maintain its compact form by pruning every 3-4 years.

Description	Weeping <i>Lomandra hystrix</i>
Density	2–6 plants per m ² 1.5–3 per linear metre
Height & Width	60–80cm x 60–80cm (maintains smaller height when cut back every 3–4 years)
Flowering	Sterile male yellow flowers from Sep–Nov
Best Planting Time	March–November
Uses	Specimen/mass plantings for residential or commercial use
Position	Full sun to heavy shade Tolerates humidity, drought & moderate frost
Soil Type	Most soil types
Care	Water as required for 8–13 weeks until established; use slow release fertiliser in spring; cut back 30cm above the ground every 3 to 7 years.
Where It Works	VIC, NSW, QLD, ACT, SA & WA



Banana Split™

Dietes grandiflora 'DI3' (b)

The upright, clean, variegated leaves of this tough *Dietes* adds sword-shaped, architectural form when mass planted or as a contrast when incorporated into a mixed plant palette. The beautiful white blooms with lilac and yellow markings through the warmer months add to this a stand-out *Dietes*. Extremely low maintenance.

NO FUSS Tolerant of drought, heat, humidity, frost and most soil types. Prune every 4-7 years.

FUNCTIONAL Mass planting or as an accent plant in commercial or residential landscapes, define borders and paths with perimeter planting.

RELIABLE Clumping, strappy ornamental foliage makes this a popular and tough landscaping mainstay.

Description	Tough, clean variegated foliage
Density	1–4 per m ² 2–3 per linear metre
Height & Width	60–80cm x 50–70cm
Flowering	White flowers with splashes of purple and yellow from October–January
Best Planting Time	All year
Uses	Specimen planting, mass planting, borders along fences and paths
Position	Full sun to part shade
Soil Type	Most soil types
Care	Water until established; prune every 4 to 7 years; use slow release fertiliser yearly
Where It Works	Australia wide



Shara™

Lomandra fluviatilis 'ABU7' (L)

Shara™ Lomandra is a fine-foliaged, strappy plant that is versatile and contemporary, resistant to disease and climatic extremes and is the go-to choice for bio-retention swales. Soft to touch but hardy enough for children's play areas, its compact, evergreen form is covered in masses of flowers in spring. This clumping perennial with a narrow, grass-like leaf appears blue-grey in the landscape.

NO FUSS Dry, cold, drought, wet, humid, phytophthora tolerant - literally no fuss. Copes better than most other Lomandra varieties in less well-drained soils with intermittent wet feet but avoid permanently waterlogged situations.

FUNCTIONAL Rooftop and rain gardens, green walls, bio-retention swales, commercial and residential mass plantings or rockeries.

RELIABLE Thrives in exposed conditions, its compact form is covered in non-viable seed in spring. Safe to plant around bushland.

OZBREED EXTRA Most adaptable Lomandra, even in poor or temporarily water-logged soils, its blue-grey foliage is complementary to surrounding plantings of mixed species.

Description	Fine leaf, compact Lomandra with blue grey tones
Density	4-6 plants per m ² 2-3 per linear metre
Height & Width	45-55cm x 50cm
Flowering	Yellow flowers sitting above the foliage from September - November
Best Planting Time	March - November
Uses	Mass planting in wet and dry areas
Position	Full sun to moderate shade Tolerates humidity, cold & drought
Soil Type	Tolerates a wide variety of soils
Care	Water as needed for 8-13 weeks until established; cut back 15cm above ground every 3-10 years if required
Where It Works	VIC, QLD, NSW, ACT, TAS, SA & WA



Silverlawn™

Liriope muscari 'LIRSS' (b)

Reading as silver from a distance, the cream and green variegation of Silverlawn™ Liriope is similarly striking up close. Creates a feature when planted en masse in commercial or residential designs and brightens up the shadier areas under trees or when planted to contrast with feature plants.

NO FUSS Hardy and tough in cold, frost and drought, in many soil types.

FUNCTIONAL Brightening dark areas of the garden, commercial or residential mass plantings, as an accent or contrasting and adding definition to companion plantings. Under lights in a well-lit night garden, this Liriope really shines.

RELIABLE Mow once a year in winter to aid new flush of growth in spring. White delicate flowers appear in late summer.

Description	Low growing variegated Liriope
Density	6–10 plants per m ² 3–5 per linear metre
Height & Width	Approx. 35cm x 40cm
Flowering	White toned flowers from Jan–Feb
Best Planting Time	March–November
Uses	Colour contrast, accent/group plantings
Position	Full sun to heavy shade Tolerates frost & drought
Soil Type	Wide variety of soil types
Care	Water as required for 8–13 weeks until established; trim older leaves or cut back annually in winter
Where it Works	VIC, NSW, ACT, QLD, SA, WA, TAS & NT



Amethyst™

Liriope muscari 'LIRTP' (b)


This compact, dark green Liriope boasts long-lasting, deep purple flowers held high above the emerald green foliage during summer. It grows in strappy clumps, remaining evergreen throughout the year, holding reasonable colour in winter unlike common Liriope forms.

NO FUSS Grows well all over Australia, from extreme cold through to hot dry regions, handles humidity, in full sun to heavy shade.

FUNCTIONAL A clean plant, well suited to flower gardens, rockeries, borders and mass planting.

RELIABLE Looks good in late summer when other plants are tired or past their prime.

Description	Compact, dark green Liriope
Density	6–10 plants per m ² 3–5 per linear metre
Height & Width	40cm x 40cm
Flowering	Deep purple flowers Jan–Feb
Best Planting Time	April–October
Uses	Mass planting, rockeries, flower gardens, specimen plant
Position	Full sun, moderate to heavy shade Tolerates frost, drought & humidity
Soil Type	All soil types
Care	Water as required for 8–13 weeks until established; use slow release fertiliser in spring; cut back to the ground annually
Where it Works	VIC, NSW, ACT, QLD, SA, WA, TAS & NT



Clarity Blue™

Dianella hybrid 'DP401' 

This striking, blue *Dianella* hybrid is a tough clumping plant with clean glaucous foliage. Clarity Blue™ *Dianella* takes the best attributes from both its parents, a combination of Utopia® and Cassa Blue® *Dianella*. The purple flowers are held high above the plant on stems which create a sculptural point of interest during spring. Showy, large purple berries follow in summer.

NO FUSS

Drought and cold hardy. Handles periodic wet feet better than other blue foliage *Dianella*, but avoid prolonged exposure.

FUNCTIONAL

Best mass planted in swathes of group plantings for colour contrast, used in borders or as accents. Suited to Japanese garden styles or low water use gardens.

RELIABLE

Clean and crisp blue clumping foliage with less leaf damage in free to moderate draining soils.

OZBREED EXTRA

Well-suited to the modern landscaping palette of glaucous, grey-blue hues in the landscape.

Description	Blue foliage clumping <i>Dianella</i>
Density	4–8 plants per m ² 2–4 per linear metre
Height & Width	55cm x 45cm
Flowering	September–November
Best Planting Time	March–November
Uses	Colour contrast, accent plant, group plantings
Position	Full sun to part shade Tolerates frost & drought
Soil Type	Well drained soils to clay loam
Care	Water as required for 8–13 weeks until established; use slow release fertiliser after first two months, then only if required in spring; trim older leaves annually
Where It Works	VIC, NSW, ACT, SA, WA, TAS, QLD



Pink Pearl™

Liriope muscari 'VS001' (b)

A low growing Liriope with sweet pink flowers that complement its compact, cream and green foliage variegation. A tough contender in borders or mass planted as a groundcover in sun or shade. Position in a shaded or semi-shaded micro climate.

- NO FUSS** Low growing form is happy in humid and drought conditions as well as frost and cold.
- FUNCTIONAL** Groundcover, borders and mass planted, the welcome flowers brighten a late summer garden.
- RELIABLE** Clean foliage requires only minimal maintenance once a year.

Description	Pink flowering Liriope; compact, variegated foliage
Density	10–16 plants per m ² 4–8 per linear metre
Height & Width	25cm x 25cm
Flowering	January–February
Best Planting Time	March–October
Uses	Borders, mass plantings or as a groundcover
Position	Full sun to heavy shade Tolerates frost, drought & humidity
Soil Type	All soil types
Care	Water as required for 8–13 weeks until established; use slow release fertiliser in spring; remove discoloured foliage as required; if in a colder climate cut back to the ground every year
Where It Works	VIC, NSW, ACT, QLD, SA, WA, TAS & NT



Isabella®

Liriope muscari 'LIRF' (b)

Pink flowers pop against the dark green foliage of this lawn alternative that works well planted around steppers, as a luscious groundcover or living mulch under a feature tree. In full sun, drought and frost, Isabella® Liriope performs and recovers from damage better than mondo grass.

- NO FUSS** A low maintenance lawn alternative, needs just one mow a year in winter to remove old growth, before it reshoots with clean & vigorous new spring foliage.
- FUNCTIONAL** A smart border plant, mass planted, between pavers, as a lawn alternative in full sun and up to 90% shade.
- RELIABLE** Once established, its spreading habit acts as a weed suppressor and living mulch.

Description	Fine leaf, compact spreading Liriope
Density	6–12 plants per m ² 4–8 per linear metre
Height & Width	40 cm x 50 cm; 15–20 cm x 20–30 cm when mown once a year
Flowering	Masses of pink flowers from Jan–Feb
Best Planting Time	March–October
Uses	Lawn, garden borders, specimen & mass planting; ideal for use around stepping stones
Position	Full sun to heavy shade Tolerates frost, drought & humidity
Soil Type	All soil types
Care	Water as required for 8–13 weeks until established; mow/cut back once per year in July–August
Where it Works	VIC, NSW, ACT, QLD, SA, WA, TAS & NT



Just Right®

Liriope muscari 'LIRJ' 

It's the fine leaf, dense, compact evergreen growth and consistent height, makes this Liriope 'just right'. In sun and shade, all over Australia, the adaptability of Just Right® Liriope to all soil types, as well as its phytophthora resistance, makes it a smart landscaping choice. The stronger and more robust, waxy leaves of Just Right® Liriope, are double the thickness of 'Evergreen Giant' Liriope, preventing leaf burn or yellowing in full sun or frost. This Liriope is more evergreen through drought, frost and wet conditions.

NO FUSS

Grows well in a range of climates and burns less in frost and extreme heat than other forms of Liriope. Drought resistant

FUNCTIONAL

Roadsides, mass commercial plantings, feature plantings, borders and residential designs.

RELIABLE

Attractive light purple flowers, add some highlights in late summer

OZBREED EXTRA

Just Right® Liriope is a stable variety, growing at a consistently lower height around 50cm high and wide.

Description	Evergreen, clean growing Liriope
Density	4–9 plants per m ² 2–4 per linear metre
Height & Width	50cm x 50cm
Flowering	Light purple flowers from Jan–Feb
Best Planting Time	March–October
Uses	Mass planting and specimen planting along paths and fences
Position	Full sun to heavy shade; Tolerates frost, drought & humidity
Soil Type	Most soil types
Care	Water as required for 8–13 weeks until established; almost no maintenance; trim as required and cut back every 3–6 years
Where it Works	VIC, NSW, ACT, QLD, SA, WA, TAS & NT



Native Grasses

Designer: Spirit Level Designs
Photo: Adam Jones



Kingsdale™

Poa poiformis 'PP500' (b)

Indigenous grasses evoke a true sense of place in an Australian designed landscape. Kingsdale™ Poa was one of the earliest commercially released grasses to really capture the imaginations of landscape architects and designers. The fine, blue-hued clumping tussock grass with arching foliage, softens the landscape. Either planted en masse, in clumps for contrast or under trees at the lawn edge, creating a seamless transition from the domesticated garden to the more wild borders beyond. It's a popular choice today for a more lighthanded, organic design ethos that closely imitates nature. A consistent performer, highly regarded as a landscape mainstay for over 15 years.

NO FUSS Salt and wind tolerant, low growing form, small flowers, held above the foliage, add 10cm to its height and catch the wind in spring.

FUNCTIONAL Excellent erosion control on slopes, exposed sites, in coastal climates and mass planted in commercial landscapes.

RELIABLE Well suited to Victoria's climate. Tolerates most soil types.

Description	Fine, blue arching leaves
Density	4–10 plants per m ² 2–4 per linear metre
Height & Width	45cm x 45cm
Flowering	N/A
Best Planting Time	March–October
Uses	Ideal for mass plantings or as a border; tolerates exposed areas
Position	Full sun to part shade; Tolerates frost & drought
Soil Type	Wide variety of soils
Care	Water as required for 8–13 weeks until established; cut back annually to 15cm above the ground in autumn or late winter; use slow release fertiliser in spring and/or autumn
Where It Works	VIC, NSW, ACT, TAS, SA, WA & QLD (only for non humid regions like Toowoomba with some shade)



Designer: Dangar Barin Smith. Photo: Simon Howard



Nafray®

Pennisetum alopecuroides 'PA300' (D)

A showy, compact native grass with fine foliage and wispy cream to dusty pink flowerheads from summer to autumn. Enjoyed for its changing seasonal displays and enduring anything the climate throws at it. Its glaucous-green coloured foliage, lower height and its reliability in mass planting, has made it a popular choice in landscape design for over 15 years. Like any native grass, Nafray® *Pennisetum* planted in a pattern, be it straight, wavy, circular or diagonal, brings a dynamism and rhythm to the landscape. The addition of other species to those patterns is highlighted through their contrasting foliage.

- NO FUSS** Compact and clumping, generally long-lived, responds brilliantly to pruning.
- FUNCTIONAL** Contemporary, ornamental element in gravel gardens, on slopes, mass planted, commercial designs, roadsides and borders.
- RELIABLE** Australian native with lower seed set, making it a better choice near bushland.

Description	Compact, clumping native grass
Density	4–10 plants per m ² 2–3 per linear metre
Height & Width	60cm x 60cm
Flowering	February–May
Best Planting Time	March–October
Uses	Mass planting for borders, rockeries and roadsides
Position	Full sun to part shade Tolerates frost & drought
Soil Type	Sandy to heavy clay soils
Care	Water as required for 8–13 weeks until established; trim 1/3 the size annually in May–Aug or as required; mulch well; use slow release fertiliser in late winter
Where It Works	VIC, NSW, ACT, QLD, SA, WA & TAS



Purple Lea®

Pennisetum alopecuroides 'PA400' (D)

The arching, narrow foliage in blue-green tones complements the pale purple flower heads when they are in bloom. Often seen in mass plantings, on hills or mounds, the purple tones of the *Pennisetum*'s feathery flowerheads please a multitude of senses as they catch the wind. Fast to establish, giving a new landscaped area a sense of place relatively quickly.

- NO FUSS** This showy, clumping perennial does well in full sun to part shade, while tolerating a wide variety of soils in drought and frost conditions.
- FUNCTIONAL** Mass plantings or used as an accent, in borders, commercial and roadside plantings, rockeries, native or low-maintenance gardens.
- RELIABLE** Flowerheads attract birds and other pollinators from February to May, this lower seeding variety makes it safe to use near bushland.

Description	Showy, clumping perennial
Density	2–6 plants per m ² 1–2 per linear metre
Height & Width	80–90cm x 80–90cm
Flowering	Purple flowerheads from February–May
Best Planting Time	March–October
Uses	Mass or accent plantings for borders, rockeries and low maintenance gardens
Position	Full sun to part shade Tolerates frost & drought
Soil Type	Sandy to heavy clay soils
Care	Water as required for 8–13 weeks until established; trim 1/3 the size annually in May–August or as required; remove spent flower heads as required, dispose of correctly if in a warmer climate or wet area; mulch well; use slow release fertiliser in late winter
Where It Works	VIC, NSW, ACT, QLD, SA, WA & TAS

NOTE: DO not get this native Australian *Pennisetum alopecuroides* confused with the invasive African variety (*P. setaceum*). The native Australian varieties have a much wider plume than the exotic variety and are non-invasive, making them a safer choice. In ideal conditions this variety has the possibility to regenerate from seed (eg. Northern NSW/QLD in warm/wet winters, wet areas and excessively irrigated gardens). It is not an invasive weed, however if you experience these conditions and prefer to avoid regeneration, remove spent flowerheads as required and dispose of correctly.

A lush garden scene featuring a large, dense tree with green foliage and small yellow flowers. In the foreground, there are several potted plants, including a large one with broad green leaves and orange flowers. A stone sculpture of a Buddha head is visible in the lower right. The background shows a wooden structure, possibly a pergola or gazebo, and a clear blue sky. A teal overlay covers the top left portion of the image, containing the text "Advanced Trees".

Advanced Trees



Designer: Dangar Barin Smith. Photo: Prue Ruscoe



Red tones of the new growth vary according to climate zone.

Luscious®

Tristaniopsis laurina 'DOW10' (L)

With glossy broad leaves, attractive bark and perfumed flowers, Luscious® Tristaniopsis is an elegant native tree for the street, park or residential garden. It has seen consistent, increasing demand by landscape professionals since its launch. Adds formality when used as a tall screening layer and useful in defining boundaries. Its dense, lush green foliage has seen it regularly used as a native alternative to exotic dwarf forms of *Magnolia grandiflora*. The striking bark adds to its vibrant beauty when used as an accent or ornamental shade tree in a smaller garden.

NO FUSS

Highly Myrtle Rust resistant. Performs well in soils ranging from rocky to heavy clay loam.

FUNCTIONAL

Shade, street and specimen tree, dense hedge or canopy level in a layered contemporary garden providing instant privacy.

RELIABLE

Best performance in moist positions for establishment, will tolerate frosts and drought.

OZBREED EXTRA

Red juvenile growth and yellow perfumed flowers add seasonal interest to the landscape.

Description	Lush and dense form
Density	1 plant per 2–6 m ² 1 per 3–5 linear metres
Height & Width	7–12m x 5m
Flowering	Flowers are yellow with sweet perfume from November–December
Best Planting Time	March–October
Uses	Street planting, parks & ovals, home gardens
Position	Full sun to part shade; Tolerates frost & drought
Soil Type	Tolerates a wide range of soils; best in warm moist position
Care	Water as required for 8–13 weeks until established; use slow release fertiliser in spring if required
Where it Works	VIC, QLD, NSW, SA & WA



Pinnacle™

Syzygium australe 'AATS' (b)

For shrinking backyards and tight spaces, this narrow-growing, native Lilly Pilly forms a screen or dense hedge without taking up valuable real estate. Fully trainable, great topiary candidate, can be left unpruned for up to three years and will stay tidy. Maintain at a height of 2m with regular pruning.

- NO FUSS** From full sun to partial shade, Pinnacle™ *Syzygium* naturally maintains a compact, architectural shape.
- FUNCTIONAL** Hedge or screening plant in slim garden beds next to boundary fences, driveways and other tight spaces or perfect for topiary sculpting.
- RELIABLE** The bright glossy deep-green foliage contrasts against the edible pink fruit, which comes after the white flowers in spring or early summer.

Description	Neat, narrow Lilly Pilly
Density	1 plant per 1–2m ² 1–1.5 per liner metre
Height & Width	6–10m x 1–1.5m
Flowering	White flowers from Nov–Dec
Best Planting Time	March–November
Uses	Tight planting zones, along fences & driveways
Position	Full sun to part shade Tolerates drought & cold
Soil Type	Moist, well drained soils
Care	Water as required for 8–13 weeks until established; be aware of Psyllid (using Yates confidor tablets yearly is recommended); prune yearly for a tidy hedge or every 2–3 years as a screen plant
Where it Works	VIC, QLD, NSW, SA & WA



Sweeper®

Waterhousea floribunda 'DOW20' (b)

Sweeper® *Waterhousea* takes the lush, soothing visual effects of a common *Waterhousea floribunda* and improves on it with its heavily weeping form and more dense, rippled foliage. Its formidable size and deep green tones bring a cooling, softening effect to dense urban areas where heat islands can be created due to large amounts of paving.

- NO FUSS** Thrives in full sun to part shade in a wide variety of soil types.
- FUNCTIONAL** Medium to large, dense screening tree or hedge, street tree or feature tree in parklands or larger residential gardens.
- RELIABLE** Large clusters of white flowers bloom in summer. High resistance to Myrtle Rust in Ozbreed trials.

Description	Weeping habit with lush, green new growth
Density	1 plant per 2–6 m ² 1 per 3–8 linear metres
Height & Width	10m x 5–8m
Flowering	White flowers from Nov–Dec
Best Planting Time	March–October
Uses	Street tree, large screen or hedge
Position	Full sun to part shade; Avoid hot, dry exposed areas; Tolerates drought & cold
Soil Type	Well drained to heavy clay loams
Care	Water as needed for 8–13 weeks until established; trim every 2–3 years if required
Where it Works	VIC, QLD, NSW, SA & WA



Sublime™

Acmena smithii 'DOW30' (l)

A Lilly Pilly that attains small tree stature at 5m, but maintains dense foliage coverage all the way to the ground. Young, lime green growth, matures to a glossy mid-green. Can be crown-lifted to allow underplanting or maintained to utilise as a privacy hedge or screen. Highly Myrtle Rust and Psyllid resistant, this vigorous evergreen native responds well to pruning.

- NO FUSS** Attractive lime-coloured new growth and extremely psyllid resistant, drought and frost tough.
- FUNCTIONAL** Screening, hedges, topiary and street tree or accent planting in smaller gardens in a range of climate zones from the coast to inland.
- RELIABLE** White fluffy flowers in spring in a wide range of soil types.

Description	Lush green new foliage
Density	1 plant per 1.5–5 m ² 1 per 2–3 linear metres
Height & Width	5m x 2–3m
Flowering	October–December
Best Planting Time	March–November
Uses	Screening, hedges, garden features
Position	Full sun to part shade Tolerates drought & cold
Soil Type	Well drained to heavy clay loams
Care	Water as required for 8–13 weeks until established; prune yearly for a tidy hedge, or every 2–3 years or not at all for a natural shape
Where it Works	VIC, QLD, NSW, SA & WA



Native Shrubs and Groundcovers



Straight and Narrow™

Syzygium australe 'SAN01' (L)

Slender and naturally psyllid-resistant, this semi-compact Lilly Pilly is a great addition to contemporary, formal landscapes or narrow spaces. Naturally fastigiate form takes up minimal garden bed real estate, while providing privacy with dense, vigorous vertical growth. Completely block out unsightly views in tight garden beds or borders with this screening Lilly Pilly.

NO FUSS

In sun or partial shade, tolerates cold and drought.

FUNCTIONAL

Hedge or screen in the tightest of spaces, line a driveway or perimeter fence.

RELIABLE

Sculptural in habit, regular pruning increases foliage density and accentuates natural form. White spring flower makes way for pink pendulous fruit.

OZBREED EXTRA

Well-suited to topiary, will naturally grow 5-8m high, prune to maintain at 2m for dense privacy screen.

Description	Fastigiate, semi-compact Lilly Pilly
Density	1 plant per 1-2m ² 1-1.5 per liner metre
Height & Width	5-8m x 1-1.5m
Flowering	White flowers from Nov-Dec
Best Planting Time	March-November
Uses	Perfect for constricted planting areas (fences and driveways), works well for topiary
Position	Full sun to shade Tolerates cold and dry
Soil Type	Suits moist, well drained soils
Care	Natural Psyllid resistance makes it unlikely to have this problem; water as required for 8-13 weeks until established; plant in a well mulched garden (chunky mulch is recommended); if required use slow release fertiliser in spring; prune twice yearly for a very tidy hedge or every 2-3 years as a wider screen plant
Where it Works	VIC, QLD, NSW, SA, WA & ACT (if protected from frosts)



Aussie Rambler™

Carpobrotus glaucescens 'CAR10' (b)

A succulent, native groundcover that spills over sloping sites or balcony garden edges. The huge, pink flowers in spring and autumn attract pollinators and complement the purple stems and glaucous foliage of this vigorous, hardy plant. Thick, dense matt-like coverage growing up to 2m wide, suppresses weeds and is quick to grow back when damaged.

- NO FUSS** Tolerates humidity, frost and cold as low as minus 6°C or colder, far better than the common form of Pigface.
- FUNCTIONAL** Groundcover suited to erosion control and dune stabilisation, sloping sites, flower gardens, rockeries, borders and mass planting.
- RELIABLE** Copes well planted inland in heavier soils and front-line salt tolerant in coastal situations.

Description	Native spreading groundcover
Density	1–2 plants per m ²
Height & Width	20cm x 2m
Flowering	Large pink flowers from Sep–May
Best Planting Time	March–November
Uses	Groundcover for coastal & inland plantings
Position	Full sun to light shade Tolerates drought, humidity & frost
Soil Type	Most soil types
Care	Water as required for 8–13 weeks until established; prune if ever required
Where it Works	VIC, QLD (not yet tested in northern QLD), NSW, ACT, TAS, SA & WA



Meema™

Hardenbergia violacea 'HB1' (b)

A long-lasting, mounding *Hardenbergia* that grows in a shrubby form without climbing support, requiring less pruning. Sequential blooming extends Meema™ *Hardenbergia*'s vibrant purple flowering season longer than common *Hardenbergia* forms, from late winter to early spring.

- NO FUSS** Hardy and vigorous, frost and drought tolerant.
- FUNCTIONAL** Versatile shrub, informal hedge, groundcover, container plant and the toughest roadside *Hardenbergia*.
- RELIABLE** Tidy shrub forming climber, requiring an annual prune to maintain dense shape, or pruned every 4 to 5 years on roadsides. Hide uneven levels or disguise unsightly areas with this evergreen native.

Description	Tidier, longer lived groundcover with a great shrubby form
Density	1–3 plants per m ² 1–2 per linear metre
Height & Width	50cm x 2m
Flowering	Purple flowers from Jul–Sep
Best Planting Time	March–October
Uses	Great feature plant for gardens and landscapes
Position	Full sun to semi shade; Tolerates drought & cold
Soil Type	Sandy to heavy clay soils
Care	Water as required for 8–13 weeks until established; prune once a year after flowering for a natural shape; prune 2–3 times a year for a hedge
Where it Works	VIC, QLD, NSW, ACT (survives in extreme cold, but will get some leaf burn), TAS, SA & WA

**NEW
PLANT**



Velvet Sky™

Metrosideros collina 'MB01' (b)

It's the exciting, eye-catching, inky-blue stems and leaves that really sets Velvet Sky™ *Metrosideros* apart from the rest. The showy, red-orange flowers that bloom in spring create a beautiful contrast to the blue-splashed, mid-green foliage. A mid to tall shrub that suits stand-alone, accent planting or makes a great dense screen or hedge.

NO FUSS

In full sun or part shade where the inky blue stems are even more prominent, Velvet Sky™ *Metrosideros* adds vibrant colour to the landscape.

FUNCTIONAL

Accent or specimen plant, mixed planting palettes and mid to tall height hedging and privacy screening.

RELIABLE

Dense growth habit and reliable, compact form requires only an annual prune to keep tidy.

Description	Compact <i>Metrosideros</i> , inky blue stems
Density	1 plant per 1-5 m ² 1 plant per 0.5-2 linear metre
Height & Width	2-4 m x 1-3 m (can be smaller in cooler climates)
Flowering	Red flowers in spring
Best Planting Time	September - November
Uses	Hedge, small screen, specimen plant
Position	Full sun to light shade; Light - moderate frost & moderate drought tolerance once established; Salt tolerant.
Soil Type	Most soil types
Care	Water as required for 8-13 weeks until established; prune once per year for tidy hedge
Where It Works	Sth QLD, NSW, VIC, SA & WA (Protect from frost in cooler climates)



Colour Burst Series

These hardy native Callistemons are perfect low to mid-height shrubs to define edges, small spaces or boundary planting with their neat, dark green foliage. Bright flowers in white or a rainbow of pinks, emerge in spring, attracting birds and pollinators to the landscape. A stand out in Callistemon breeding excellence, the bright, lasting colour of these 5 Colour Burst Callistemons age to subtle and subdued hues over the flowering season. The striking colour range make them exceptional feature, or accent plants. The Colour Burst series range in height from 1-1.5m and 90cm-1.2m wide, making them perfect for reliable understorey planting. They maintain their neat compact shape over the year as informal or formal plants with little to no pruning.

NO FUSS

Most soil types, from low quality fill to well drained sandy-loam, they will tolerate frost and drought once established.

FUNCTIONAL

Suitable for areas where safety and sightlines need to be maintained. Snow Burst is the perfect height when surveillance needs to be maintained across public playgrounds, or for line of sight on roadsides. The taller cultivars a perfect for narrow garden beds or lining driveways.

RELIABLE

A bright native flowering shrub that will attract pollinators and people alike. Head-turning hedging or accent plant for full sun to part-shade landscapes in a variety of climatic zones.



Candy Burst™

Callistemon spp 'CNU06' (b)

Description	Semi-compact Callistemon with dark pink flowers
Density	1–3 plants per m ² 1–2 per linear metre
Height & Width	1–1.2m x 1–1.2m
Flowering	Dark pink flowers in spring
Best Planting Time	March–October
Uses	Hedges, mass planting, feature plant, specimen planting and contrast planting
Position	Full sun to part shade
Soil Type	Most soil types
Care	Water as required for 8-13 weeks until established. Plant in a well mulched garden (chunky mulch is recommended). If required use slow release fertiliser in spring. If ever required, prune every 3-4 years for a natural shape, or every 2 years for a tidy hedge.
Where it Works	NSW, VIC, Sth QLD, SA & WA (more testing required for Nth QLD & ACT)

Candy Burst™ Callistemon is a semi-compact fine leaf variety, that produces a burst of gorgeous dark pink bottle brush flowers in spring.



Fluro Burst™

Callistemon spp 'CNU19' (b)

Description	Semi-compact Callistemon with hot pink flowers
Density	1–3 plants per m ² 1–2 per linear metre
Height & Width	1–1.5m x 90cm–1.2m
Flowering	Hot pink flowers in spring
Best Planting Time	March–October
Uses	Hedges, mass planting, feature plant, specimen planting and contrast planting
Position	Full sun to part shade
Soil Type	Most soil types
Care	Water as required for 8-13 weeks until established. Plant in a well mulched garden (chunky mulch is recommended). If required use slow release fertiliser in spring. If ever required, prune every 3-4 years for a natural shape, or every 2 years for a tidy hedge.
Where It Works	NSW, VIC, Sth QLD, SA & WA (more testing required for Nth QLD & ACT)

Fluro Burst™ Callistemon produces masses of stunning fluro pink bottle brush flowers in spring, that contrast beautifully with its dark green foliage.



Icy Burst™

Callistemon spp 'CNU01' (b)

Description	Naturally narrow growing Callistemon with vibrant white flowers
Density	1–3 plants per m ² 1–2 per linear metre
Height & Width	1.3–1.5m x 70–80cm
Flowering	White flowers in spring
Best Planting Time	March–October
Uses	Hedges, mass planting, feature plant, specimen planting
Position	Full sun to part shade
Soil Type	Most soil types
Care	Water as required for 8-13 weeks until established. Plant in a well mulched garden (chunky mulch is recommended). If required use slow release fertiliser in spring. If ever required, prune every 3-4 years for a natural shape, or every 2 years for a tidy hedge.
Where it Works	NSW, VIC, Sth QLD, SA & WA (more testing required for Nth QLD & ACT)

Icy Burst™ Callistemon is a narrow growing fine leaf Callistemon, making it a excellent choice for tight planting areas. It produces vibrant white flowers in spring.



Snow Burst™

Callistemon spp 'CNU07' (b)

Description	Semi-compact Callistemon with white flowers
Density	1–3 plants per m ² 1–2 per linear metre
Height & Width	80cm–1m x 70–80cm
Flowering	White flowers in spring
Best Planting Time	March–October
Uses	Hedges, mass planting, feature plant, specimen planting and contrast planting
Position	Full sun to part shade
Soil Type	Most soil types
Care	Water as required for 8-13 weeks until established. Plant in a well mulched garden (chunky mulch is recommended). If required use slow release fertiliser in spring. If ever required, prune every 3-4 years for a natural shape, or every 2 years for a tidy hedge.
Where it Works	NSW, VIC, Sth QLD, SA & WA (more testing required for Nth QLD & ACT)

Snow Burst™ Callistemon is a beautiful compact plant with striking white bottle brush flowers in spring that contrast with its dark green fine leaf foliage.



Sweet Burst™

Callistemon spp 'CNU15' (b)

Description	Semi-compact Callistemon with light/baby pink flowers
Density	1–3 plants per m ² 1–2 per linear metre
Height & Width	90cm–1.2m x 90cm–1.2m
Flowering	Light pink flowers in spring
Best Planting Time	March–October
Uses	Hedges, mass planting, feature plant, specimen planting and contrast planting
Position	Full sun to part shade
Soil Type	Most soil types
Care	Water as required for 8-13 weeks until established. Plant in a well mulched garden (chunky mulch is recommended). If required use slow release fertiliser in spring. If ever required, prune every 3-4 years for a natural shape, or every 2 years for a tidy hedge.
Where it Works	NSW, VIC, Sth QLD, SA & WA (more testing required for Nth QLD & ACT)

Sweet Burst™ Callistemon is a semi-compact fine leaf variety, that produces masses of soft baby pink flowers in spring.



Cherry Cluster™

Grevillea rhyolitica x *juniperina* 'TWD01' (b)

This hardy, compact and naturally low-growing *Grevillea* lights up the winter landscape. Its cherry-red flowers continue to bloom like fireworks into spring with spot flowering throughout the year. Tolerant of drought and heat conditions as well as frost tolerant in soils pH7 and under.

NO FUSS The *Grevillea rhyolitica* gives it the wider leaf form, while *Grevillea juniperina* gives Cherry Cluster™ *Grevillea* its groundcover habit.

FUNCTIONAL Low hedge, groundcover, spilling over rockeries, mass planted and native gardens.

RELIABLE Thrives in temperate or hot and dry climates. Frost and cold tolerant to -5 degrees Celsius.

Description	Tough groundcover
Density	2–3 plants per m ² 1.5–2 plants per linear metre
Height & Width	50cm x 80cm
Flowering	Attractive red flowers from Mar–Nov
Best Planting Time	March–November
Uses	Mass planting, native gardens and rockeries
Position	Full sun to part shade; tolerates drought & frost
Soil Type	Well drained soils, pH below 7
Care	Water as required for 8–13 weeks until established; prune if required every 2–3 years; use a native or slow release fertiliser sparingly
Where it Works	VIC, ACT, TAS, SA, WA, NSW (best suited Sydney and south, will work in some parts of Northern NSW) & parts of South East QLD (non humid regions like Toowoomba)



FlatAz™

Grevillea hybrid 'GR01' (b)

The fern-shaped leaf of this ground hugging *Grevillea* adds great texture and contrast to the landscape. Slopes and embankment planting are the perfect zone to get the most from this prostrate *Grevillea*, and its beautiful toothbrush-like red floral display from winter through to spring. Attracting nectar eating birds when in flower, the low-maintenance shapely foliage can be trimmed regularly and horizontally pruned to shape every 3–4 years.

NO FUSS In well drained or mounded soils, moderate to fast spreading, this low growing groundcover is tolerant of drought, in full sun to part shade.

FUNCTIONAL Embankment planting, slopes, mass planting, weed suppression and rockeries.

RELIABLE Mulch with wood chip mulch, apply native fertiliser sparingly, prune edges as required and cut back surface layer every 3–4 years.

Description	Low growing ground cover
Density	1–3 per m ²
Height & Width	20–35cm x 2–3m
Flowering	Red flowers with yellow tones in winter and spring
Best Planting Time	March–November
Uses	Ground cover, mass planting, embankments
Position	Full sun to part shade; tolerates drought
Soil Type	Well drained soils, prefers slopes or raised gardens if heavy poor draining soils
Care	Water as required for 8–13 weeks until established; prune edges as required, and prune the top back every 3 to 4 years
Where It Works	QLD, NSW, VIC, ACT, TAS, SA & WA



Royal Rambler™

Grevillea hybrid 'RR01' (D)

Low growing and fast to spread, this prostrate *Grevillea* combines the growth speed of *G. Bronze Rambler*, with the ground hugging tendencies of *G. Poorinda Royal Mantle*. Crimson-red toothbrush shaped flowers cover it from winter to spring, and juvenile foliage has a reddish copper tone to it. The bird attracting blooms and spilling habit suit large landscaping sites where weed suppression and coverage is a must. Pruned regularly it will also suit the composition of smaller garden areas. Quick to define the perimeters of garden beds, this groundcover looks great paired with clumped strappy planting, shrubs and in the root protection zone under trees.

NO FUSS

Cold hardy and drought tolerant native for free draining soils that will attract birds and other pollinators with its winter and spring flowers.

FUNCTIONAL

Embankments, rockeries, native-style landscapes, defining garden beds and on acreage or roadside planting.

RELIABLE

In full sun to light shade, this fast-growing spreading *Grevillea* will do well on sloping or exposed sites.

OZBREED EXTRA

Low maintenance groundcover in well-drained soil and raised areas (Queensland) to heavier soils in other climate zones.

Description	Low growing ground cover <i>Grevillea</i>
Density	1–2 plants per m ²
Height & Width	20–30cm x 2–5m
Flowering	Red flowers in late winter and spring
Best Planting Time	March–November
Uses	Ground cover, specimen plant
Position	Full sun to light shade. Tolerates drought & cold
Soil Type	Light, well-drained soil types; sandy to loam; pH below 7
Care	Water as needed for 8–13 weeks until established; prune as required in spring or autumn; use slow release fertiliser sparingly or a native fertiliser as required
Where it Works	ACT, VIC, TAS, SA, WA, NSW (best suited Sydney and south, prefers free draining soils Sydney and North) & QLD (free draining soils in raised areas only)



Green John™

Callistemon viminalis 'LJ23' (b)

The lime green of its new growth is what gives this small shrubby *Callistemon* its name. A textural and colour contrast with other mounding shrubs in the landscape. The red Bottlebrush flowers bloom in spring. Shorter and tidier than the older Little John™ *Callistemon* form.

- NO FUSS** Dense habit is accentuated with pruning but not necessary. Pruning will encourage growth and assist in gaining maximum height performance.
- FUNCTIONAL** Accent, low hedge or mounding plant in layered landscape plantings. Bio-retention swales and roadside plantings.
- RELIABLE** Tough and hardy, Green John™ *Callistemon* is suited to drought conditions and frosty climates. Varied soils from sandy to clay-loam.

Description	Native shrub with green foliage
Density	3–6 plants per m ² 2–2.5 per linear metre
Height & Width	60cm–1m x 60cm
Flowering	Red flowers from Sep–Nov
Best Planting Time	March–October
Uses	Specimen plant, bio-retention swales, shrub layer
Position	Full sun to part shade; drought & cold tolerant
Soil Type	Sandy to well drained soils
Care	Water as needed for 8–13 weeks until established; prune as required every 2–4 years
Where it Works	VIC, QLD, NSW, ACT, TAS, SA & WA

Macarthur™

Callistemon viminalis 'LC01' (b)

Macarthur™ *Callistemon* is a tidy, mid-sized shrub that can be used to great effect as a backbone plant in a layered landscape. Densely foliated with fresh green tones, its large bright red blooms bring floral interest and pollinators to the yard in spring. Spot flowering throughout the rest of the year. Resistant to Myrtle Rust.

- NO FUSS** This 'Little John' - 'Captain Cook' cross is naturally tight and bun-shaped, needing a prune every 4 or 5 years to maintain preferred size.
- FUNCTIONAL** Fits into the small shrub, horizontal layer, as a malleable background shrub in native, bird-attracting residential or commercial designs.
- RELIABLE** Mid-sized mass flowering *Callistemon* boasts profuse flowering in humid hot dry conditions as well as frost tolerant.

Description	More compact, better flowering <i>Callistemon</i> ; bushy growth habit
Density	1–2 plants per m ² 1–1.5 per linear metre
Height & Width	1.8m x 1.5m
Flowering	Red flowers from Sep–Nov
Best Planting Time	March–October
Uses	Medium sized shrub
Position	Full sun to part shade. Tolerates drought & frost
Soil Type	Tolerates most soil conditons
Care	Water as required for 8–13 weeks until established; prune to shape 1–3 times a year after flowering for a hedge
Where it Works	VIC, QLD, NSW, ACT, TAS, SA & WA





Slim™

Callistemon viminalis 'CV01' (b)

A heavy flowering Callistemon for tight boundaries, thin garden beds or the ever-shrinking backyard, creating complete privacy or screening unsightly neighbouring views. Attracting birds, bees and other pollinators to the garden in spring when covered in masses of red Bottlebrush flowers.

NO FUSS

With little pruning Slim™ Callistemon maintains its shape, without encroaching on limited space in a small area.

FUNCTIONAL

Screen, hedge or windbreak to 3m high, in a pot or as a feature tree in a tight corner.

RELIABLE

Takes to any harsh environment, performing well in extended wet periods or drought.

OZBREED EXTRA

Foliage is held on the plant all the way to the ground for a uniform hedge with no gaps and complete privacy.

Description	Narrow, slimline Callistemon
Density	1–3 plants per m ² 1–1.5 per linear metre
Height & Width	3m x 1.3m
Flowering	Red flowers from Sep–Nov
Best Planting Time	March–October
Uses	Screen, hedge or feature for tight planting areas
Position	Full sun to part shade Tolerates drought & frost
Soil Type	Most soil types
Care	Water as required for 8–13 weeks until established; prune to shape 1–3 times a year after flowering if desired
Where it Works	VIC, QLD, NSW, ACT, TAS, SA & WA



Scarlet Flame™

Callistemon viminalis 'CC19' (D)

A dense, compact Callistemon boasting young foliage with a rust-red tone, followed by masses of red Bottlebrush flowers. This 'Captain Cook' Callistemon selection contributes a colourful display over many months thanks to its fine, hairy juvenile leaves and flower display. A formal hedge or screening plant that attracts birds, bees and butterflies to the garden.

- NO FUSS** A yearly prune keeps this medium-size hedge or screen tidy, while encouraging new growth.
- FUNCTIONAL** Informal hedge or pruned for more formality, screening unattractive views and creating privacy.
- RELIABLE** A drought tolerant, self-cleaning Callistemon which loses its spent flowers quickly, maintaining a dense and tidy hedge.

Description	Dwarf, compact fine leaf Callistemon with subtle new growth
Density	1–3 plants per m ² 1–2 per linear metre
Height & Width	60cm–1.5m x 60cm–1m depending on conditions
Flowering	Red flowers from Sep–Nov
Best Planting Time	March–October
Uses	Hedge, specimen shrub
Position	Full sun to part shade; drought tolerant
Soil Type	Most soil types
Care	Water as required for 8–13 weeks until established; prune to shape 1–2 times a year after flowering for a tidy hedge or every 2–3 years for a natural shape
Where it Works	VIC, QLD, NSW, ACT, TAS, SA & WA



Red Alert™

Callistemon viminalis 'KPS38' (D)

Burgundy-red young growth makes Red Alert™ Callistemon the native answer to exotic Photinia. A compact bottle brush for hedging or screening, creates privacy and interest with vibrant red and fluffy new growth in spring and autumn. Rarely flowers, so won't attract bees. Stands up to wind, cold and light frost.

- NO FUSS** Drought and poor soil tolerant, prune annually to suit the height individually required in the garden.
- FUNCTIONAL** Hedge, privacy screen or feature plant, low flower count so less pollen makes it perfect for low allergen, or kid-friendly gardens.
- RELIABLE** It thrives in gardens situated in Australian climatic extremes.

Description	Red new growth foliage; compact form
Density	1–2 plants per m ² 1–2 per linear metre
Height & Width	2–2.4m x 1.5–2m unpruned; 60cm–2m x 50cm–1.5m pruned
Flowering	Rarely, if ever flowers
Best Planting Time	March–October
Uses	Hedge, specimen shrub
Position	Full sun to part shade Tolerates drought & frost
Soil Type	Most soil types
Care	Water as required for 8–13 weeks until established; prune to shape 1–3 times a year after red new growth foliage for a tidy hedge
Where it Works	VIC, QLD, NSW, ACT, TAS, SA & WA



Better John™

Callistemon viminalis 'LJ1' 

The contrasting iridescent blue-green mature foliage, and its speed to establish and grow, are traits that make **Callistemon Better John™** superior to its parent 'Little John' Callistemon. Abundant red Bottlebrush flowers attract birds, butterflies and bees in spring.

- NO FUSS** Tolerates sun, shade and drought or frost conditions, clay to free draining soils, periodic wet feet or heavy drought.
- FUNCTIONAL** Mass planting, roadsides, mounded clumps, low-shrub layer plantings, bio-retention swales, hedges and windbreaks.
- RELIABLE** A tidier and more-dense hedge will be established with regular pruning but can be left after establishment and only pruned every few years.
- OZBREED EXTRA** The soft, hairy texture of the new growth creates a muted silvery contrast in the landscape. The saturated red blooms pop against the foliage in spring.

Description	Native shrub with blue-green foliage
Density	3–5 plants per m ² 1.5–2 per linear metre
Height & Width	60cm–1.2m x 60cm–90cm
Flowering	Red flowers from Sep–Nov
Best Planting Time	March–October
Uses	Specimen plant, contrast plant
Position	Full sun to part shade; drought tolerant
Soil Type	Sandy to well drained soils
Care	Water as required for 8–13 weeks until established; prune every 3–4 yrs for a natural shape if required, or every 2 yrs for a tidy hedge
Where it Works	VIC, QLD, NSW, ACT, TAS, SA & WA



Yareena™

Myoporum parvifolium 'PARV01' (D)

A native, drought tolerant groundcover, loved by the landscaping industry for its long-lived, spilling form that follows the contours of garden beds and balconies. As a groundcover, or draping itself over rockeries and pot ledges, the deep green foliage of this *Myoporum* looks like a lush carpet. Its long-lived, thick matting ability make it a notable weed suppressant. Yareena™ *Myoporum* is frost resistant and stays clean in full sun to part shade. Hardy in a wide variety of soils.

NO FUSS

Stays low and spills over walls, low planters and borders.

FUNCTIONAL

Low groundcover for coastal and inland positions, rooftops, attractive specimen plant for weed suppression, sloping sites or in rockeries.

RELIABLE

Longer-lived variety due to its thick, woody stems and larger leaf than common fine-leaved *Myoporum*.

OZBREED EXTRA A brilliant, low maintenance groundcover with textural contrast when planted around strappy plants and broad leaved shrubs in a mixed planting.

Description	Crisp, clean, longer lived <i>Myoporum</i>
Density	1–2 plants per m ² 1–1.5 plants per linear metre
Height & Width	10cm x 1m
Flowering	White flowers from Oct–March
Best Planting Time	March–November
Uses	Excellent groundcover, good for coastal positions
Position	Full sun to part shade; tolerates drought & frost
Soil Type	Sandy to heavy clay soils
Care	Water as required for 8–13 weeks until established; plant in a well mulched garden; prune once every two years to keep tidy
Where it Works	VIC, QLD, NSW, ACT, TAS, SA & WA



Aussie Flat Bush™

Rhagodia spinescens 'SAB01' (b)

Compact and low-growing, this native saltbush is found growing naturally in every mainland Australian state. The eye-catching, grey-blue foliage suits large-scale landscaped areas requiring weed suppression and groundcover or native and Mediterranean landscape styles. The undulating & sculptural habit and small leaf makes it the perfect plant for cloud pruning. Prune hard at the end of winter and be rewarded with vigorous spring growth.

NO FUSS

Aussie Flat Bush™ *Rhagodia* maintains its shape with little or no maintenance. More formal and shapely with pruning,

FUNCTIONAL

Dry slopes, bushfire prone areas, roadsides and residential gardens or landscaped public areas.

RELIABLE

Takes to any harsh environment – naturalised in all mainland states and territories, adapted to both inland and coastal conditions.

OZBREED EXTRA

Eye catching foliage and form both mass planted or when used as an accent plant.

Description	Low growing groundcover/shrub
Density	1-2 plants per m ² 1-2 plants per linear metre
Height & Width	30-50cm x 1m
Flowering	Rarely flowers
Best Planting Time	All year
Uses	Groundcover, mass planting, garden plant
Position	Full sun to light shade Tolerates drought & frost
Soil Type	Most soil types including heavy soils
Care	Water as required for 8-13 weeks until established; in gardens prune twice per year for best look; infrequent pruning on road sides
Where it Works	VIC, NSW, ACT, QLD (non humid inland areas), SA, WA



Ozbreed Flat White™ formerly known as Slender Bells White™
Pandorea jasminoides 'PJ01' (l)

A native plant, with a habit like Flat Mat™ *Trachelospermum jasminoides*. Ozbreed Flat White™ *Pandorea jasminoides* is the native groundcover of choice for roundabout and roadside line-of-sight plantings and where weed suppression is vital. Unlike common *Pandorea* that tend to be leggy and vigorous only at the top of the plant, Ozbreed Flat White *Pandorea* is selected for its natural foliage density at ground level when used as a climber. Trained up a trellis, its instinct is to grow slim and vertically. When left to spread, Ozbreed Flat White™ *Pandorea* will stay low and flat, only needing pruning once or twice a year. Tolerant of drought and moderate frost, the beautiful white flowers in the warmer months add interest in sun or part shade.


- NO FUSS** The abundant white, bell-shaped flowers on this native appear during spring and summer in full sun to part shade.
- FUNCTIONAL** Ozbreed Flat White™ *Pandorea* is a vigorous, evergreen and lush groundcover, with dense branching and foliage to suppress weeds and in roadside applications, bedding plant or mass planting. Utilise as a climber to hide ugly views.
- RELIABLE** As reliable a choice as Star Jasmine when specified either as a climber or a groundcover. Evergreen dense foliage coverage from the ground up and attractive flower flushes during the warmer months.

Description	More dense, compact climber or groundcover
Density	1–2 plants per m ² 1–3 per linear metre
Height & Width	2–3m x 40–60cm pruned; 80cm–2m wide unpruned
Flowering	Pure white flowers from late spring to summer
Best Planting Time	March–November
Uses	A climber for covering fences and trellises, ideal for narrow spaces A spreading groundcover, to suppress weeds
Position	Full sun to part shade; Moderate frost tolerance, drought tolerant
Soil Type	Most soil types
Care	Water as required for 8–13 weeks until established; prune a few months after planting; prune twice per year for a narrow tight climber
Where it Works	VIC, South QLD, NSW, TAS, SA & WA

Westringia Range


A range of native, glaucous, tough Westringias that range in size - for every situation.

The Ozbreed Westringia range has taken a common native species and selected strains that suit every landscaping situation. Often proposed as the exotic Buxus alternative, Westringias stand on their own as ideal plants for our varied climate. Being native, the grey-blue hues complement our natural bushland and look right at home in commercial landscapes or residential gardens.



Naringa™

The best hedging Westringia
Max. height: 2.2m
Max. width: 1.5m
Min. pruning height: 1m
Min. pruning width: 60cm



Blue Gem™

Masses of vivid flowers
Max. height: 1.5m
Max. width: 1.3m
Min. pruning height: 1m
Min. pruning width: 80cm



Ozbreed Aussie Box®

Green native box hedge
Max. height: 95cm
Max. width: 95cm
Min. pruning height: 40cm
Min. pruning width: 40cm



Grey Box™

Grey native box hedge
Max. height: 45cm
Max. width: 45cm
Min. pruning height: 30cm
Min. pruning width: 30cm




Mundi™

Low growing groundcover
Max. height: 50cm
Max. width: 1.5m
Min. pruning height: 30cm
Min. pruning width: 1m



Low Horizon™

Low growing groundcover
Max. height: 30cm
Max. width: 70cm



Blue Gem™

Westringia hybrid 'WES03' (b)

Naturally mounding with profuse, vibrant lilac-blue flowers, blooms in spring and sporadically throughout the year. Blue Gem™ Westringia makes an eye-catching hedge or accent plant in a native or contemporary garden.

NO FUSS

Tolerates all soils from well-drained clay to sandy, frost and drought tolerant.

FUNCTIONAL

Native and pollinator friendly gardens, hedge, accent, or mass planted in commercial or residential landscapes.

RELIABLE

Pruning the bushy growth up to three times a year will create a more dense, manicured plant.

Description	Shrubby Westringia
Density	1–3 plants per m ² 1–2 per linear metre
Height & Width	1–1.5m x 80cm–1.3m
Flowering	Bluish-purple flowers from Sep–May
Best Planting Time	March–November
Uses	Feature plant, mass plantings and native gardens
Position	Full sun to light shade. Tolerates drought & cold
Soil Type	Sandy to well drained clay soils
Care	Prune to shape as required after flowering
Where it Works	VIC, NSW, ACT, TAS, SA, WA and South East QLD (not suited to Northern QLD)



Low Horizon™

Westringia fruticosa 'WES06' (b)

A dense, low growing groundcover that is covered in white flowers in spring. Low Horizon™ *Westringia* has a flat habit and short internodes that makes it Ozbreed's most compact and lowest maintenance *Westringia*.

NO FUSS

Lowest maintenance groundcover. Occasional pruning will result in increased density and better weed suppression.

FUNCTIONAL

Groundcover, mass plantings around taller trees and shrubs, native and cottage garden styles, containers, rockeries or border planting.

RELIABLE

In drought and colder climates, Low Horizon™ *Westringia* tolerates the extremes of humidity and frost in a wide variety of soil types.

OZBREED EXTRA

Great foliage and textural contrast to other *Westringias* or shrub layers in the garden.

Description	Tough, dense compact groundcover
Density	2–3 plants per m ² 2-3 per linear metre
Height & Width	30cm x 70cm
Flowering	White flowers in early spring
Best Planting Time	March–November
Uses	Groundcover for mass plantings and gardens, or as a border plant
Position	Full sun to part shade Tolerates drought & cold
Soil Type	Sandy to well drained clay soils
Care	Prune if required or as desired
Where it Works	VIC, NSW, SA, WA, ACT & TAS; currently testing in QLD



Grey Box™

Westringia fruticosa 'WES04' (b)

The compact, low-mounding, blue-grey foliage of this small native shrub makes a great addition to the available plant palette for rain gardens and bio-retention swales. Adds spectacular contrast to deep green plantings in the coastal landscape or inland. Evergreen and tidy even if left unpruned, it naturally maintains a much-desired bun shape. An easy care and hardy plant, tolerating periodic wet feet, salt spray, frost and drought.

- NO FUSS** A great substitute for English Box, drought and frost tolerant.
- FUNCTIONAL** Useful for drainage and bio-retention swales, rain gardens, hedging, borders, containers and mass planting.
- RELIABLE** Compact natural ball shape can be left unpruned or prune up to 3 times a year for a more dense, tidy hedge.
- OZBREED EXTRA** Can tolerate periodic wet feet anticipated in drainage swales and rain gardens. Suits a range of soil types from sandy to heavy clay.

Description	Very compact native hedge plant
Density	3–6 plants per m ² 2–3 per linear metre
Height & Width	30–45cm x 30–45cm unpruned; 30cm x 30cm pruned
Flowering	White flowers from September–May
Best Planting Time	March–November
Uses	Rain gardens, bio-retention swales, hedges, borders, containers, mass plantings
Position	Full sun to light shade; Tolerates drought & frost
Soil Type	Most soil types
Care	Water as needed for 8–13 weeks until established; prune to desired shape as required 1–3 times a year after flowering
Where it Works	VIC, QLD, NSW, ACT, TAS, SA & WA



Mundi™

Westringia fruticosa 'WES05' (D)

Tough, spilling Westringia groundcover with the unique ability to handle periodic wet feet, like Grey Box™ Westringia. Sports white spring flowers. The compact foliage growth will out-compete weeds. A naturally low mounding, low maintenance plant that looks good left unpruned, or adapts to architectural topiary clipping styles where desired.

NO FUSS

Drought and cold hardy in soils ranging from sandy to silty clay, including periodic wet feet. Natural rainfall is sufficient irrigation after establishment.


FUNCTIONAL

Low spreading groundcover perfect for bio-retention swales, rain gardens, rockeries, mass planted to spill over retaining walls or hide unsightly, low-lying areas, roadsides and verge plantings while maintaining line of sight requirements.

RELIABLE

Spread of up to 1.5m with greater density after regular pruning.

Description	Tough, beautiful groundcover
Density	1–3 plants per m ² 1–1.5 per linear metre
Height & Width	40–50cm x 1.5m
Flowering	White flowers from Sep–Apr
Best Planting Time	March–November
Uses	Great for mass plantings, bio-retention swales, rain gardens and low maintenance areas
Position	Full sun to part shade Tolerates drought & cold
Soil Type	Sandy to well drained clay soils
Care	Water as required for 8–13 weeks until established; almost no maintenance; prune to shape 1–3 times a year after flowering, every few years for a natural shape
Where it Works	VIC, QLD, NSW, TAS, SA, WA & ACT (Prefers shelter from heavy frost in ACT)



Ozbreed Aussie Box®

Westringia hybrid 'WES08' (b)

A tough native alternative to English or Japanese Box, with compact leaf and natural ball-shaped habit that thrives in both inland and coastal climates. The masses of self-cleaning lilac flowers that cover the plant from spring through to autumn will attract pollinators to the garden. An easy-care plant that requires little attention, making it the perfect set and forget shrub for large-scale landscaping situations.

- NO FUSS** Drought and salt tolerant, suitable in a range of soil types but won't tolerate wet feet.
- FUNCTIONAL** Low hedge, mounded plantings, borders, container gardens, formal gardens with regular clipping and topiary applications.
- RELIABLE** Fast to establish with low water requirements and tolerant of frosts.

Description	Native box hedge plant with a tight, compact growth habit
Density	2-4 plants per m ² 1.5-3 per linear metre
Height & Width	40-60cm x 40-60cm pruned 70-95cm x 70-95cm unpruned
Flowering	Mauve flowers from Sep-May
Best Planting Time	March-November
Uses	Hedges, borders, containers and mass plantings
Position	Full sun to light shade Tolerates drought & frost
Soil Type	Most soil types
Care	Prune to desired shape as required
Where it Works	VIC, NSW, ACT, TAS, SA, WA and South East QLD (not suited to Northern QLD)



Naringa™

Westringia hybrid 'WES01' (b)

This fast-growing native shrub brings a tidy, mound-shaped form to the landscape. Festooned with lilac flowers from spring to autumn, it has great hedging applications thanks to its tight, compact foliage. Suited to natural, unpruned and informal uses, or clipped topiary and formal hedging in a more traditional landscape.

- NO FUSS** Its fastigate habit results in half as much pruning than most other *Westringia* forms. Neat, naturally dense growth.
- FUNCTIONAL** Windbreak, hedge, screening, shrub layer, native and coastal gardens and a pollinator-attracting feature.
- RELIABLE** Well suited to drought and drier climates and sandy to well-drained clay. Doesn't like wet feet.

Description	The best hedging form of <i>Westringia</i>
Density	1-2 plants per m ² 1-2 per linear metre
Height & Width	1m x 60cm pruned; 2.2m x 1.5m unpruned
Flowering	Mauve flowers from Sep-May
Best Planting Time	March-November
Uses	Tidy hedging or specimen plant
Position	Full sun to part shade; drought & cold tolerant
Soil Type	Sandy to well drained clay soils
Care	Prune as required or leave unpruned
Where it Works	VIC, NSW, ACT, TAS, SA, WA and South East QLD (not suited to Northern QLD)



Hardy Exotic Plants



Flat Mat™

Trachelospermum asiaticum 'FT01' (D)

Star Jasmine is the go-to groundcover and climber in contemporary landscape architecture and design. Flat Mat™ *Trachelospermum* is the flattest Star Jasmine available to screen or form a verdant groundcover and suppress weeds in sunny or shaded, tight and difficult sites. The pretty white flower adds a recognisable scent to the beginning of the warmer seasons and its evergreen glossy foliage is as hardy as it is beautiful. As a groundcover or supported on the vertical plane, Flat Mat™ *Trachelospermum* requires less pruning to achieve thicker coverage and density, faster than the common form of Star Jasmine.

NO FUSS

Less pruning required due to its extremely flat, prostrate habit and compact foliage.

FUNCTIONAL

Quick to form a thick groundcover, climb a trellis or cover a wall using tensioned wire or pergola frame. Great for planters.

RELIABLE

Prune after flowering to trigger growth.

Description	Low growing groundcover or climber
Density	1-2 plants per m ² 1-2 per linear metre
Height & Width	30-40cm x 3-4m
Flowering	Small white flowers in summer
Best Planting Time	All year round
Uses	Groundcover, climber, containers, borders
Position	Full sun to part shade; drought & cold tolerant
Soil Type	Most soil types
Care	Keep moist in dry weather; prune after flowering; slow release fertilise in spring
Where it Works	VIC, QLD, NSW, ACT, TAS, NT, SA & WA



Dense Fence™ (right)
Quick Fence™ at rear (left)



Dense Fence™ (right) is more compact than common Viburnum



Dense Fence™

Viburnum odoratissimum 'VOC1' (L)

The perfect low maintenance, evergreen hedge or privacy screen, with compact and fine red-tinged new foliage and scented white flowers in spring. Finer leaves, higher density, shorter inter-nodes and reddish new growth is what sets Dense Fence™ Viburnum apart from the common form. The vigorous growth of Dense Fence™ Viburnum and its need for little to no pruning, creates hedging privacy screens in a few years.

NO FUSS

Naturally more compact than common Viburnums, Dense Fence™ Viburnum needs less pruning to maintain its form.

FUNCTIONAL

Hedge or boundary planting, suited to feature planting in pots or garden beds.

RELIABLE

Hardy in cold, frosts and drought, low pest and disease resistance.

Description	Dense screen; subtle red new growth
Density	1-2 plants per m ² 1-2 per linear metre
Height & Width	2.5m x 2m (up to 3.5m if left unpruned)
Flowering	White flowers in spring
Best Planting Time	Spring and autumn
Uses	Screen, hedge, small feature tree & patio pot plant
Position	Full sun to part shade; cold tolerant
Soil Type	Most soil types, prefers well drained soil
Care	Water as required for 8-13 weeks until established; use slow release fertiliser in early spring; prune as required
Where it Works	VIC, QLD, NSW, ACT, TAS, SA & WA

Want to keep those nosy neighbours out?

Dense Fence™ and Quick Fence™ are the perfect privacy screening plants.



Quick Fence™

Viburnum odoratissimum 'VOQ1' PBR (l)

Block out the neighbours in no time with this fast growing, evergreen Viburnum. The ideal hedging plant with mid-green, large glossy leaves and an upright growth habit. The tight, bushy foliage results in a better hedging form, fast. Regular tip-pruning on the lateral face of the shrub encourages side growth and eventually a thicker hedge.

- NO FUSS** Tolerant of most soil types and light frost once established in full sun to part shade.
- FUNCTIONAL** Narrow windbreak, hedge or screen to hide unsightly views.
- RELIABLE** Fast-growing, deliciously glossy hedge in 18 months, the white flowers in late spring are followed by red fruit.
- OZBREED EXTRA** Can be pruned regularly to encourage lateral growth but not mandatory to prune.

Description	Fast growing, mid-sized screening and hedging plant
Density	1 plant per 1-2 m ² 1 plant per 1-2 linear metres
Height & Width	4m x 2.5m
Flowering	White flowers in late spring followed by small red fruit.
Best Planting Time	Autumn and spring
Uses	Screening and hedging plant
Position	Full sun to part shade; cold tolerant
Soil Type	Most soil types, but prefers well-drained soil
Care	Water as required for 8-13 weeks until established; use slow release fertiliser in spring; tip prune to promote more lateral growth
Where it Works	VIC, QLD, NSW, ACT, TAS, SA & WA

Choose your viburnum fence.

Fence in a hurry, Quick Fence™ (left) is 2 years younger than our easy care fence, Dense Fence™ (right).



Bingo Blue™

Agapanthus hybrid 'ANDbin' (b)

More colour, more often. Bright and vibrant blue flowers are held high above lush strappy green foliage from spring. Repeat flowering throughout the year. Looks amazing mass planted, in commercial or residential landscapes or raised in planters or balcony potted gardens.

NO FUSS Thrives in rich soil and tolerates poorer soils, this is a tough plant that's drought and frost hardy.

FUNCTIONAL Mass planted, cottage garden styles, formal, border planting, potted feature in gardens and on patios.

RELIABLE The compact form has good disease resistance.

Description	Compact Agapanthus that repeat flowers
Density	4–6 plants per m ² 2–4 per linear metre
Height & Width	40cm x 60cm; 60–80cm high flowers
Flowering	En masse Oct–Nov; sporadically throughout the year (depending on location and growing conditions)
Best Planting Time	March–November
Uses	Garden beds, borders, patio pots and planter boxes
Position	Full sun to part shade; drought & frost tolerant
Soil Type	Most soil types, but thrives in rich soil
Care	Water as required for 8–13 weeks until established; plant in a well mulched garden (chunky mulch is recommended); if required use slow release fertiliser in spring (for best flower production); remove older leaves and spent flowers stems as required
Where it Works	VIC, South QLD, NSW, ACT, TAS, SA & WA



Queen Mum™

Agapanthus orientalis 'PMN06' (b)


The extra-large, bi-colour tubular flowers of Queen Mum™ Agapanthus are held regally high above the compact green strappy foliage at around 1.5m. Its white petal and blue throated bloom attract pollinators during summer in full sun to partial shade.

NO FUSS Hardy and tough, tolerating frost, drought, disease and humidity, Queen Mum™ Agapanthus is well suited to a water-wise garden.

FUNCTIONAL Mass planted, cottage garden styles, formal, border planting, potted feature planting on patios and planter boxes.

RELIABLE Much-loved, like her namesake, Queen Mum™ Agapanthus has reliably and successfully been used in landscapes for over a decade.

Description	Extra large white and blue flower heads
Density	2–4 plants per m ² 1.5–3 per linear metre
Height & Width	1.5m x 1.2m
Flowering	White/blue flowers from Dec–Jan
Best Planting Time	March–November
Uses	Garden beds, borders, patio pots, and planter boxes
Position	Full sun to moderate shade; drought & frost tolerant
Soil Type	Most soil types
Care	Water as required for 8–13 weeks until established; remove older leaves and spent flower heads as required
Where it Works	VIC, QLD, NSW, ACT, TAS, SA & WA



Bingo White™

Agapanthus hybrid 'WP001' (b)

More flowers, more often. Bright white, tubular blooms are held high above compact strappy green foliage starting in spring, with repeat flowering throughout the season and sporadic flowering during the year. Low maintenance with sophisticated looks when mass planted, in ground or raised in planters.

NO FUSS Thrives in rich soil and tolerates poorer soils, a tough plant that's drought and frost hardy.

FUNCTIONAL Mass planted, cottage garden styles, formal, border planting, potted feature in gardens and on patios.

RELIABLE Good disease resistance and low maintenance plant in commercial or residential landscapes.

Description	Compact Agapanthus that repeat flowers
Density	4–6 plants per m ² 2–4 per linear metre
Height & Width	40cm x 60cm; 60–80cm high flowers
Flowering	En masse Oct–Nov; sporadically throughout the year (depending on location and growing conditions)
Best Planting Time	March–November
Uses	Garden beds, borders, patio pots and planter boxes
Position	Full sun to part shade; drought & frost tolerant
Soil Type	Most soil types, but thrives in rich soil
Care	Water as required for 8–13 weeks until established; plant in a well mulched garden (chunky mulch is recommended); if required use slow release fertiliser in spring (for best flower production); remove older leaves and spent flowers stems as required
Where it Works	VIC, South QLD, NSW, ACT, TAS, SA & WA

Thin Red™

Photinia x fraseri 'NP01' (b)

Perfect small footprint hedging plant for narrow garden beds and shrinking backyards that still allows full use of the garden for recreation. Small white flowers bloom in mid to late spring while new growth appears in flushes of red.

NO FUSS Full sun to part shade and successful in most soil types.

FUNCTIONAL Narrow hedge or privacy screen, requiring an annual prune to encourage growth or more regular pruning for a more formal finish.

RELIABLE Prune regularly to maintain hedge height at desired level when mature.



Description	Narrow hedging plant with red new growth
Density	1 per m ² 2 per linear metre for screening
Height & Width	3–4m x 60cm
Flowering	Small white flowers in mid to late spring
Best Planting Time	March–November
Uses	Screens, hedges for narrow spaces
Position	Full sun to part shade; frost tolerant
Soil Type	Most soil types
Care	Water as required for 8–13 weeks until established; use slow release fertiliser annually; prune 1–2 times a year
Where It Works	VIC, South QLD, NSW, ACT, TAS, SA & WA



Cosmic White™

Rhipsolepis indica 'RAPH01' (b)

The dark, silky green foliage of this dependable shrub, boasts an extra-large white flower display in spring in all types of Australian climatic extremes. In shade, sun and poor soils, Cosmic White™ Rhipsolepis has been bred to infrequently produce viable seed, making it a safer choice near bushland.

- NO FUSS** Covered in spring flowers. Disease resistant in sun, shade, hot, dry, cold and frost.
- FUNCTIONAL** Hedging, perennial shrub layer, Mediterranean, formal residential gardens, commercial designs.
- RELIABLE** Tough and dependable, this perennial garden bed stalwart provides the backdrop tones to accent-plant heroes.

Description	Large, profusely flowering shrub
Density	1–3 plants per m ² 1–1.5 per linear metre
Height & Width	1.5–2m x 1.5m
Flowering	White flowers from Sep–Nov
Best Planting Time	March–November
Uses	Hardy shrub for just about any location; home and commercial use
Position	Full sun to moderate shade Drought & cold tolerant
Soil Type	Sandy to well drained clay soils
Care	Water as required for 8–13 weeks until established; if required, prune every two years after flowering
Where it Works	VIC, QLD, NSW, ACT, TAS, NT, SA & WA


Cosmic Pink™

Rhipsolepis indica 'RAPH02' (b)

The perennial deep green foliage blooms with contrasting large pink flowers in spring and summer. A low mounding shrub that provides foliage texture year-round. Tough enough to tolerate the extremes while looking poised and graceful positioned in full sun to light shade.

- NO FUSS** Cosmic Pink™ Rhipsolepis thrives in difficult sites, through seasonal humidity, drought and frosts and in most soil types.
- FUNCTIONAL** Hedging, low shrub, mounded plantings, mixed planting gardens, low irrigation landscapes and coastal gardens.
- RELIABLE** Less weedy, rarely produces viable seed making it a safer choice when planting near bushland.

Description	Large flowers, tough compact form
Density	2–4 plants per m ² 1–3 per linear metre
Height & Width	50–80cm x 50–80cm
Flowering	Pink flowers from Sep–Nov
Best Planting Time	March–November
Uses	Water efficient gardens and landscapes
Position	Full sun to moderate shade Drought & frost tolerant
Soil Type	Sandy to well drained clay soils
Care	Water as required for 8–13 weeks until established; prune 1–2 times a year after flowering; use slow release fertiliser if required
Where it Works	VIC, QLD, NSW, ACT, TAS, NT, SA & WA





O So Fine™

Gardenia augusta 'KEN04' (b)

Groundcover, dwarf Gardenia with finer leaf and soft appearance. Smothered in richly scented white flowers during spring, O So Fine™ Gardenia performs well as a weed suppressant and living mulch with the added benefit of looking and smelling lush and luxurious. Prefers moist, well-drained soil in garden beds or planters.

- NO FUSS** Fertilise annually and water for best performance in prolonged drought.
- FUNCTIONAL** Border planting, containers, groundcover.
- RELIABLE** Brings the much-desired Gardenia fragrance to a scented garden in spring. Needs protection from heavy frosts.

Description	Fine leaf dwarf Gardenia; lots of white flowers
Density	1–3 plants per m ² 1.5–3 per linear metre
Height & Width	Approx. 30cm x 1m
Flowering	White flowers in late spring; spot flowering in warmer months
Best Planting Time	March–October
Uses	Groundcover, border plant, containers
Position	Full sun to part shade; drought tolerant
Soil Type	Well drained moist soils
Care	Water as required for 8–13 weeks until established; keep moist in dry weather, protect from heavy frost; trim 1–2 times a year
Where it Works	VIC, QLD, NSW, ACT, TAS, SA & WA



Little Phil™

Philodendron species 'PHILO1' (b)

Compact Philodendron suited to vertical gardens and the low light available indoors. Outside, it does well in over-shadowed areas or south facing green walls. Bred for shade, will brighten darker garden zones with its light emerald green foliage.

- NO FUSS** Lush year-round and vigorous horizontal spread in the warmer months, complements more showy selections in a design. No apparent aerial shoots, so doesn't 'reach' vertically like other Philodendrons.
- FUNCTIONAL** Green walls, deep shade or shelter in cooler climates. Indoors, it makes the ideal office-desk plant.
- RELIABLE** Shade-loving, leaves won't elongate like other Philodendron forms, maintaining its' compact height.

Description	Compact clumping plant
Density	3–9 plants per m ² 2–4 per linear metre
Height & Width	35cm x 35cm
Flowering	N/A
Best Planting Time	Spring and autumn
Uses	Landscape gardens, indoor plant, green walls
Position	Light shade to moderately heavy shade; drought & cold tolerant
Soil Type	Reasonably drained soil with some organics
Care	Water as required for 8–13 weeks until established; remove older leaves if it becomes necessary; use slow release fertiliser in spring if required
Where It Works	VIC, QLD, NSW, NT, SA & WA

Little Phil™ is the perfect green wall plant



Double Gold™

Gazania hybrid 'GT20' (b)

Glaucous blue-grey foliage and bright yellow, double flowers throughout most of the year. Established Double Gold™ Gazanias ground-hugging tendencies make it perfect for soil stabilisation and weed suppression. A sterile groundcover, with great drought and frost tolerance.

- NO FUSS** Requires little maintenance and thrives in poor soil once established.
- FUNCTIONAL** Verges, sloping sites and embankments, erosion control and soil stabilisation.
- RELIABLE** Fast to establish with twice the flower count than common Gazanias.

Description	Spreading groundcover with double the flowers
Density	3–5 plants per m ² 2–4 per linear metre
Height & Width	Approx 20cm x 60cm
Flowering	Yellow flowers from Sep–Apr
Best Planting Time	March–November
Uses	Mass planting, rockeries, roadsides
Position	Full sun; drought & frost tolerant
Soil Type	Free draining to heavy clay soils
Care	Water as required for 8–13 weeks until established; little care needed; trim as required after flowering
Where it Works	VIC, NSW, TAS, SA, WA & QLD (not suited to northern QLD)



Sweet Privacy™

Murraya paniculata 'MP01' (b)

A dense screening hedge adorned with beautiful, white fragrant flowers from spring to autumn. Lower maintenance than regular Murraya form and just as reliable planted as a tidy hedge that is neither too big or too small. In full sun to part shade and in most soil types, hide unsightly views with this perfect Murraya.

- NO FUSS** A drought hardy, long-lived tough shrub that is naturally compact and bun-shaped.
- FUNCTIONAL** Screening, privacy hedge, perennial evergreen shrub layer, pollinator attracting or specimen plant.
- RELIABLE** Prune for preference. Looks good when its natural bun-shape is enhanced, or in more formal, clipped styles. Regular pruning will result in a tighter, more dense growth habit.

Description	Screening hedge, less pruning than the common form
Density	1 per m ² 1–2 per linear metre
Height & Width	1.8–2.5m x 1.5m
Flowering	White, sweet smelling flowers in spring and late summer – early autumn
Best Planting Time	September–May
Uses	Screening, hedging, specimen shrub
Position	Full sun to part shade.
Soil Type	Most soil types
Care	Water as required for 8–13 weeks until established; use slow release fertiliser yearly; prune twice per year, or up to 3 times a year for very tight hedging
Where It Works	VIC, QLD, NSW, NT, SA & WA



Little Ruby™

Alternanthera dentata 'LRU30' (L)

The deep burgundy foliage of this tough mounding plant creates interest in the landscape. The ornamental Little Ruby™ *Alternanthera* is quick to grow into its position in garden and roadside plantings. Grown for its fabulous foliage, Little Ruby™ *Alternanthera* breaks up any repetition in the garden with this contrasting, colourful contribution. Quick to define the perimeters of garden beds, this groundcover looks great paired with strappy plantings, shrubs or planted in clumps in the landscape.

NO FUSS

Handles humidity with ease. More frost tolerant than the common form of *Alternanthera dentata*. In colder areas, protect from frosts – by planting in protected microclimates.

FUNCTIONAL

Container plant, as a weed suppressing groundcover, raised beds or traffic islands and where maintenance of line of sight is a requirement.

RELIABLE

In Cottage garden styles, mixed plantings, or as a groundcover to accent plantings or succulents, Little Ruby™ *Alternanthera* is low lying, at only one third of the size of the common *Alternanthera* form.

Description	Compact, mounding ground cover
Density	3–5 plants per m ² 2–3 per linear metre
Height & Width	30–40cm x 60–90cm
Flowering	White flowers in spring
Best Planting Time	September–April
Uses	Ground cover, border plant, containers
Position	Full sun to part shade
Soil Type	Well drained moist soils
Care	Water well for 8–13 weeks until established; provide with adequate water as required; keep moist in dry weather; protect from heavy frost
Where It Works	Light to moderate frost regions for all states (incl. NT) and all frost free areas




Autumn Royalty™

Rhododendron hybrid 'CONLEC' (b)

An Azalea with deep pink blooms, that repeat flowers throughout the warmer seasons. A reliable and dense spreading Azalea. These heat and drought tolerant shrubs attract butterflies during spring, summer and autumn. The beautiful deep-green foliage has proven to be lace bug resistant in trials. Incredibly hardy after taking a year to establish.

- NO FUSS** Better disease resistance to blight, less appealing to Lace Bug and requiring less maintenance.
- FUNCTIONAL** Mass plantings or used as an accent, in borders, commercial and roadside plantings, rockeries or low-maintenance gardens.
- RELIABLE** Tolerant of ranging temperatures and thrives in hotter conditions. Plant in well drained soils.

Description	Landscape Azalea
Density	1–3 plants per m ² 1–2 per linear metre
Height & Width	1.25m x 1.25m
Flowering	Fuchsia flowers in spring, summer and autumn
Best Planting Time	March–November
Uses	Ideal for specimen and mass planting in gardens and borders
Position	Full sun to part shade. Drought & frost tolerant
Soil Type	Well drained soil
Care	Water as required until established; top up water in dry periods; prune after spring flowering for best results
Where it Works	QLD, NSW, ACT, VIC, TAS, SA & WA



Autumn Twist™

Rhododendron hybrid 'CONLEP' (b)

An azalea with pale and fuchsia-pink striped blooms that repeat flower throughout the warmer seasons. Good disease resistance and less effort to maintain. Low growing shrub that's reliable and spreading. These heat and drought tolerant shrubs attract pollinators during spring, summer and autumn. The beautiful deep-green foliage has proven to be lace bug resistant in trials. Incredibly hardy after taking a year to establish.

- NO FUSS** Better disease resistance to blight, less appealing to Lace Bug and requiring less maintenance.
- FUNCTIONAL** Mass plantings or used as an accent, in borders, commercial and roadside plantings, rockeries or low-maintenance gardens.
- RELIABLE** Tolerant of ranging temperatures and thrives in cool through to hotter conditions. Plant in well drained soils.

Description	Landscape Azalea, striped flowers
Density	1–3 plants per m ² 1–2 per linear metre
Height & Width	1.2m x 1m
Flowering	Fuchsia striped flowers in spring, autumn and summer
Best Planting Time	March–November
Uses	Ideal for specimen and mass planting in gardens and borders
Position	Full sun to part shade; Drought & frost tolerant
Soil Type	Well drained soil
Care	Water as required until established; top up water in dry periods; prune after spring flowering for best results
Where it Works	QLD, NSW, ACT, VIC, TAS, SA & WA



Purple Pixie™

Loropetalum chinense 'PEACK' (L)

This *Loropetalum* brings year-round, rich purple foliage colour contrast to clumped or mixed plantings. The weeping habit and dwarf form adds interest to surrounding border plantings in full sun to part shade, in ground or in raised beds. Establishment management plan should include a regular irrigation program.

NO FUSS Prune biannually after flowering to keep it shapely and low at 30cm.

FUNCTIONAL Excellent, year-round foliage colour contrast in mixed planting designs in residential or commercial gardens, in planters, contemporary mixed species raised garden beds

RELIABLE Loves slightly sheltered positions. The spilling habit is accentuated by bright pink fringe flowers in spring.

Description	Purple dwarf, weeping groundcover
Density	2-3 plants per m ² 2-3 per linear metre
Height & Width	30-50cm x 1.2-1.5m
Flowering	Pink flowers late winter/early spring
Best Planting Time	March-November
Uses	Colour contrast for garden beds and containers
Position	Full sun to part shade; cold tolerant
Soil Type	Well drained soils with adequate moisture
Care	Water as required for 8-13 weeks until established; use slow release fertiliser in early spring; prune very 3-4 years to keep below 30cm (prune more frequently if required)
Where it Works	VIC, QLD, NSW, ACT, TAS, SA & WA



Nandina Range

This rich burgundy-red, fine foliated, small shrub brings contrast and texture to the landscape. Native to Japan, the lance-shaped leaf lends it a bamboo-like texture, in miniature form.

Our Nandina range has every landscape covered; at ground level Flirt™ Nandina is the perfect choice, its new red growth lights up with masses of brightly coloured foliage, almost year-round. Slightly more statuesque, Obsession™ and Blush™ Nandinas reach small shrub heights, approximately 70cm tall. Clearly define areas in a landscape, delineate a border or low mounding hedge and bring colour to the garden. Shapely with little maintenance, they appear soft and fine while being so tough and hardy, they look great in the most difficult of sites. Popular in children's gardens for their happy, vibrant scarlet colouring and resilience to harsh climates (or treatment from the playground users!).



Blush™

Nandina domestica 'AKA' (b)


So called for its production of intense red foliage for nine months of the year, Blush™ Nandina is the perfect medium shrub for defining borders or a low hedge, forming a natural tight ball shape with little or no pruning.

NO FUSS Tolerates all soils from clay to free draining, frost and drought tolerant.

FUNCTIONAL Low hedge, mounded shrubs, flat groundcover or accent plant in parks, residential or commercial designs.

RELIABLE Sterile, making it a good choice near bushland.

Description	Red flushing small shrub
Density	3–6 plants per m ² 2–3 per linear metre
Height & Width	60–70cm x 60–70cm
Flowering	N/A
Best Planting Time	March–November
Uses	Low hedge, shrub, feature
Position	Full sun to moderate shade; drought & cold tolerant
Soil Type	Free draining to heavy clay soils
Care	Water as required until established; use slow release fertiliser in spring if required; leave unpruned or prune to shape every 3 years
Where it Works	VIC, QLD, NSW, ACT, TAS, NT, SA & WA



Flirt™

Nandina domestica 'MURASAKI' (b)

Flirt™ Nandina is the only low-growing groundcover form that is covered in red hues in spring, summer, autumn and winter in the right climate zone. Tough in drought and frost conditions, this low growing and spreading Nandina won't self-propagate from seed, making it a safer choice around bushland.

NO FUSS In full sun or part shade and most soil types, Flirt™ Nandina brings its best to every landscape.

FUNCTIONAL Groundcover, low hedge, mounded clumps or low accent planting or feature in parks, streetscapes, commercial or residential designs.

RELIABLE Covered in red new growth for most of the year.

Description	Red flushing groundcover
Density	4–6 plants per m ² 2–4 per linear metre
Height & Width	30–40cm x 40–50cm
Flowering	White flowers in spring
Best Planting Time	March–November
Uses	Groundcover, low hedge, feature
Position	Full sun to moderate shade; drought & cold tolerant
Soil Type	Free draining to heavy clay soils
Care	Water as required for 8–13 weeks until established; prune every 3–4 years if required; use a slow release fertiliser in spring
Where it Works	VIC, QLD, NSW, ACT, TAS, NT, SA & WA



Obsession™

Nandina domestica 'SEIKA' (D)

The bright red of Obsession™ Nandina's new growth adorns this tidy shrub, almost year-round, providing interest throughout the seasons.


NO FUSS Maintains a dense upright habit with no spreading as it ages. Prune every 2-3 years if desired.

FUNCTIONAL Low hedge, mounded clumps, accent planting or feature in streetscapes, park and residential planting.

RELIABLE The cultivar name, Seika, means 'Sacred Fire' in Japanese, so called because of its flamboyant red new-growth, almost year-round.

OZBREED EXTRA Obsession™ Nandina is a greatly improved selection of the popular Nandina 'Gulf Stream'. Where the new growth of 'Gulf Stream' is rust-coloured, Obsession™ Nandina's is bright red.

Description	Red flushing dwarf Nandina
Density	3–6 plants per m ² 2–3 per linear metre
Height & Width	60–70cm x 60–70cm
Flowering	N/A
Best Planting Time	March–November
Uses	Low hedge, shrub, feature
Position	Full sun to moderate shade; Drought & cold tolerant
Soil Type	Well drained soil
Care	Water as required for 8–13 weeks until established; prune every 2–3 years if required
Where it Works	VIC, QLD, NSW, ACT, TAS, NT, SA & WA



Hardy Aloes

Our Aloes bring an architectural, contemporary look to the landscape and brighten the winter season with their iconic flowers.

The popularity of succulents in the Australian landscape is soaring, due to their durability, resistance to heat and striking architectural forms. The rosette-shaped, self-cleaning foliage looks great year-round, mass planted or used as a feature in pots and in mixed plantings. Their bird attracting flower spikes cover the plants in autumn and winter, brightening up the landscape in the cooler seasons. Where soil depth or water availability is low, Aloes come into their own, thriving on little maintenance. Hardy enough to withstand roadside and street planting, their compact mature height makes them perfect when maintaining low line of sight requirements.

NO FUSS

Ozbreed Aloes require far less water during establishment phase, perfect where sites are difficult to irrigate when installing. Low maintenance in full sun to part shade and suited to most soil types – however mound or condition soil if planting into heavy clay.

FUNCTIONAL RELIABLE

Mass planted, borders, specimen or accent plant, mixed planting and in pots.

Cooler season flowering introduces golden sunset hues that contrast against the striking textured greens of the Aloe foliage. Drought and frost tolerant.



Sea Urchin™

Aloe hybrid 'ANDsea' (D)

The dense, tight, blue-green foliage of Sea Urchin™ Aloe is more compact than its common Aloe form. Its prolific orange flowers in later winter and into spring contrast with the self-cleaning, blue-green foliage. Happy in most soil types but in humid weather Sea Urchin™ Aloe needs free draining soils to avoid rot and disease. Will thrive in full sun to part shade.

Description	Compact, tight and dense Aloe
Density	6–12 plants per m ² 3–6 per linear metre
Height & Width	30cm x 30cm; 50cm high flowers
Flowering	Orange flowers in winter and spring
Best Planting Time	March–November
Uses	Mass planting, garden borders, specimen plantings
Position	Full sun to part shade; frost, heat and drought tolerant
Soil Type	Most soil types
Care	Water as needed for 8–13 weeks until established; cut back every 4–5 yrs if required; fertilise with slow release fertiliser yearly
Where it Works	VIC, NSW, ACT, TAS, SA, WA & QLD (not suited to Nth QLD)



Mighty Coral™

Aloe hybrid 'AL04' (D)

Mighty Coral™ Aloe's pale orange and cream flowers give it a coral pink hue at a distance. Flowering from early to mid-winter on a multitude of stems that reach high above the foliage, the many flower blooms retain their colour and shape for an extended period. A clumping Aloe form and semi-compact in stature to 35cms, tolerant of drought and frost.

Description	Semi-compact Aloe
Density	3–6 per m ² 2–4 per linear metre
Height & Width	35 cm x 40cm foliage; 60cm high flowers
Flowering	Orange and cream flowers in early–mid winter
Best Planting Time	March–November
Uses	Mass planting, borders, feature plant
Position	Full sun to part shade
Soil Type	Most soil types, but if in clay soils, try to improve drainage or use in raised garden
Care	Water as required for 8–13 weeks until established; fertilise yearly with slow release fertiliser, cut back spent flowers if desired
Where It Works	VIC, South QLD (raised gardens and free draining soil), NSW, TAS, SA, WA & ACT (requires further testing here)



Mighty Gold™

Aloe hybrid 'AL02' (D)


The golden yellow flowering blooms that give Mighty Gold™ Aloe its name appear during winter and pick up the golden-orange tones in the spiky margin of the foliage. Iconic spots on the leaf help to maintain interest throughout the rest of the year. A compact and tough succulent that makes a statement when mass planted in beds or decorative pots to create an accent or focus. An Aloe that will handle short periods of wet feet, as well as drought.

Description	Compact, tough Aloe
Density	4–8 per m ² 3–6 per linear metre
Height & Width	25 cm x 35 cm foliage; 55cm high flowers
Flowering	Gold flowers in cooler months
Best Planting Time	March–November
Uses	Mass planting, border and specimen plantings
Position	Full sun to part shade
Soil Type	Most soil types, but if in clay soils, try to improve drainage or use in raised garden
Care	Water as required for 8–13 weeks until established; fertilise yearly with slow release fertiliser, cut back spent flowers if desired
Where It Works	VIC, South QLD (raised gardens and free draining soil), NSW, TAS, SA, WA & ACT (requires further testing here)



The Tight Budget Solution

After what seems like an endless run of trials and tribulations in 2020, (think drought, bushfires, flood and then Covid-19) it's not surprising that some clients will have high expectations in 2021 and beyond, but with a reduced budget. In those situations, **tubestock** is the answer!



For regular jobs, the classic 140mm pot is commonly specified and for good reason. It hits the sweet spot of a decent sized young plant, with immediate visual impact at a reasonable price. And as you'd expect the bulk of our plants are grown and sold at this size. However, when budgets are stretched then it's time to turn to tubestock. Far from being the poor cousin to 140mm pots, tubestock actually have lots of winning characteristics. These include:

- Extremely cost effective so impossibly tight budgets can be met. This is especially the case for mass plantings, long borders and roadside zones.
- Significantly more plants can be installed in the design, reducing or eliminating large unsightly gaps. Remember, the cost of a 140mm pot is usually the same as three tubes*, so that's three times as many plants going in the ground.
- Plants can be installed closer together to help outcompete weeds faster. This will help keep the site looking good as it grows out with less ongoing maintenance required.
- Their small size makes tubestock much easier to handle and faster to plant. This leads to significant savings in labour costs due to quicker planting out times.

A broad range of plants perform extremely well when planted out as tubestock including tree seedlings, grasses, strappy leaf plants, groundcovers and many shrubs. In fact, our catalogue is full of great plants available in this size which means your designs don't need to be restricted just because you choose tubestock. Plus, the growth rate of tubestock is fast with these young, vigorous plants usually catching up to a 140mm pot in size within 12 months of planting.

Extensive long-term trialling of all our plants also means we know how they perform in various situations. This is the valuable information we provide in each plant profile to set your designs up for success. Ultimately choosing reliable plants is far more important than the size of the pot.

Quality Without Compromise

The secret to Ozbreed's cost effective tubes is in the growing. Regular growing methods involve a two-step process of growing in plug trays first and then potting into tubes. Naturally, this requires extra resources, labour and time, all of which adds to the final cost.

Our one-step system enables Ozbreed licensed growers to take splits or cuttings and grow them directly in the tubes. These are then sold as high quality, ready to plant tubestock. This direct tube growing method is obviously smarter and more cost-effective. It enables great quality tubestock to be grown and sold at a more budget-friendly price.

Without compromising your design and in order to avoid the substitution of reliable, functional plants that you can trust, respecify Ozbreed tubestock if the 140mm pot becomes an unviable budget option.

Remember that when it comes to jobs with real budget constraints, you can count on Ozbreed tubestock to deliver those cost savings options without compromising the landscape's long-term success.

Our plants are grown to perfection by our licensed growers and trialled constantly so we know how they perform in your region.

*Based on average of wholesale nursery tube pricing in Australia, between 2-4 tubestock plants equal one 140mm pot.

Top 10 Plants

for Mass Planting, Shade, Greenwalls & Erosion



Top 10 Mass Planting Plants

The following ten plants have proven over time to handle the tough conditions of low maintenance mass plantings. There is a wide variety of shrubs, groundcovers and strappy leaf plants in this selection that are drought tolerant, cold hardy and look great planted en masse.

Grey Box™ <i>Westringia fruticosa</i> 'WES04' (♂)	Compact ball shape; partially wet or dry	Page 43
Mundi™ <i>Westringia fruticosa</i> 'WES05' (♂)	Groundcover, small white flowers	Page 44
Katie Belles™ <i>Lomandra hystrix</i> 'LHBYF' (♂)	Full sized Lomandra hystrix; mass flowering	Page 8
Shara™ <i>Lomandra fluvialis</i> 'ABU7' (♂)	Fine leaf, compact; partially wet or dry	Page 13
Little Jess™ <i>Dianella caerulea</i> 'DCMP01' (♂)	Compact, dwarf Flax Lily	Page 9
Clarity Blue™ <i>Dianella hybrid</i> 'DP401' (♂)	Blue foliage clumping Dianella	Page 15
Lucia™ <i>Dianella caerulea</i> 'DC101' (♂)	Low growing, spreading Dianella	Page 11
Just Right® <i>Liriope muscari</i> 'LIRJ' (♂)	Evergreen, clean growing Liriope	Page 17
Aussie Rambler™ <i>Carpobrotus glaucescens</i> 'CAR10' (♂)	Spreading groundcover; large flowers	Page 28
Green John™ <i>Callistemon viminalis</i> 'LJ23' (♂)	Compact Callistemon with green foliage	Page 34

Top 10 Shade Plants

Shade trials conducted by Ozbreed and cross referenced with real world evidence that specifies plants that can survive in deep shade, determined this list of plants. Ozbreed trials found the number of plants that flourished at two different shade levels, diminished as they were plunged deeper into darkness. This is the refined list of plants that will succeed in the growing conditions found between two buildings, usually defined as heavy shade.

Just Right® <i>Liriope muscari</i> 'LIRJ' (♂)	Evergreen, clean growing Liriope	Page 17
Little Phil™ <i>Philodendron species</i> 'PHIL01' (♂)	Compact clumping plant	Page 53
Isabella® <i>Liriope muscari</i> 'LIRF' (♂)	Fine leaf, compact, spreading Liriope	Page 16
Pink Pearl™ <i>Liriope muscari</i> 'VS001' (♂)	Compact, variegated green and cream foliage	Page 16
Silverlawn™ <i>Liriope muscari</i> 'LIRSS' (♂)	Low growing, variegated; looks silver from a distance	Page 14
Katrinus Deluxe <i>Lomandra longifolia</i> 'Katrinus Deluxe' (♂)	Improved semi-compact fine leaf form	Page 7
Tropic Cascade™ <i>Lomandra hystrix</i> 'LHWP' (♂)	Lomandra hystrix with weeping foliage	Page 12
Katie Belles™ <i>Lomandra hystrix</i> 'LHBYF' (♂)	Full sized Lomandra hystrix; mass flowering	Page 8
Amethyst™ <i>Liriope muscari</i> 'LIRTP' (♂)	Compact foliage, deep purple flowers	Page 14
Little Jess™ <i>Dianella caerulea</i> 'DCMP01' (♂)	Compact, dwarf Flax Lily	Page 9



Grey Box™ Westringia



Just Right® Liriope



Little Jess™ Dianella



Tropic Cascade™ Lomandra



Top 10 Greenwall Plants

Often greenwalls are subject to excessive irrigation and are too wet. Most of the plants in this list handle periodic wet feet, which provide the buffer needed for plants to survive in a greenwall situation, rather than rot out due to over-irrigation. Over trials conducted in two sites, our findings concluded that the water availability of a greenwall varies over the total area, with more water collecting towards the bottom of the structure. Hence, plants that are more drought tolerant should always be situated at the top of the greenwall, while those that prefer wet feet, are placed closer to the bottom. Likewise, plants that can tolerate being in shade should be planted below those that need full sun, allowing for plant growth and subsequent shading, as they settle in and establish.

Little Phil™ <i>Philodendron</i> species 'PHIL01' (l)	Compact clumping plant	Page 53
Katie Belles™ <i>Lomandra hystrix</i> 'LHBYF' (l)	Full sized <i>Lomandra hystrix</i> ; mass flowering	Page 8
Tropic Cascade™ <i>Lomandra hystrix</i> 'LHWP' (l)	<i>Lomandra hystrix</i> with weeping foliage	Page 12
Grey Box™ <i>Westringia fruticosa</i> 'WES04' (l)	Compact ball shape; partially wet or dry	Page 43
Mundi™ <i>Westringia fruticosa</i> 'WES05' (l)	Groundcover, small white flowers	Page 44
Just Right® <i>Liriope muscari</i> 'LIRJ' (l)	Evergreen, clean growing <i>Liriope</i>	Page 17
Amethyst™ <i>Liriope muscari</i> 'LIRTP' (l)	Compact foliage, deep purple flowers	Page 14
Silverlawn™ <i>Liriope muscari</i> 'LIRSS' (l)	Low growing, variegated; looks silver from a distance	Page 14
Lucky Stripe™ <i>Lomandra hystrix</i> 'LMV200' (l)	Green / white variegated foliage	Page 10
Shara™ <i>Lomandra fluvialis</i> 'ABU7' (l)	Fine leaf, compact; partially wet or dry	Page 13



Little Phil™ *Philodendron*

Top 10 Erosion Control Plants

To arrive at this Top 10 list, we took 31 plants that are commonly relied on in erosion control situations into a trial. We tested their erosion control capabilities through their root and rhizome growth, in a controlled environment when compared to unvegetated soil mix. When the trial plants were tested with a shear vane tester against the unvegetated samples, they qualified if there was an increase of at least 95% in shear strength compared to the unvegetated samples, when analysed using an ANOVA test. King Alfred® *Dianella*, an improved variety of *Dianella Caerulea* was most notable in its soil strengthening capacity, taking the top ranking. King Alfred *Dianella* returned a result that improved the holding capacity of the soil 752% due to its vigorous rhizome activity and root growth. It returned an undrained shear strength of 70 kPa, compared to unvegetated soil with a shear strength of 9 kPa. Many other varieties also strengthened the soil in our tests and make up the remainder of our Top 10.

King Alfred® <i>Dianella caerulea</i> 'JOHN316' (l)	Dense, compact blue-green foliage	Page 6
Nafray® <i>Pennisetum alopecuroides</i> 'PA300' (l)	Compact, clumping native grass	Page 20
Katrinus Deluxe <i>Lomandra longifolia</i> 'Katrinus Deluxe' (l)	Improved semi-compact fine leaf form	Page 7
Evergreen Baby™ <i>Lomandra labill</i> 'LM600' (l)	Compact fine leaf clumping <i>Lomandra</i>	Page 5
Flat Mat™ <i>Trachelospermum asiaticum</i> 'FT01' (l)	Low growing groundcover or climber	Page 47
Katie Belles™ <i>Lomandra hystrix</i> 'LHBYF' (l)	Full sized <i>Lomandra hystrix</i> ; mass flowering	Page 8
Shara™ <i>Lomandra fluvialis</i> 'ABU7' (l)	Fine leaf, compact; partially wet or dry	Page 13
Tropic Cascade™ <i>Lomandra hystrix</i> 'LHWP' (l)	<i>Lomandra hystrix</i> with weeping foliage	Page 12
Lucia™ <i>Dianella caerulea</i> 'DC101' (l)	Low growing, spreading <i>Dianella</i>	Page 11
Little Jess™ <i>Dianella caerulea</i> 'DCMP01' (l)	Compact, dwarf Flax Lily	Page 9



King Alfred® *Dianella*

Top 10 Greenroof Plants

The tough, exposed environment of a rooftop garden requires equally hardy plants that will thrive and add to the overall aesthetic. A range of plant types offers the buildings residents and visitors interest, contrast and diversity, all of which contribute to make a more interesting design. Ozbreed natives that have been trialled and tested on roadside plantings translate well to a podium or rooftop site where maintenance is less regular and exposure to the elements can be brutal.

The components of the soil substrate that they are planted into is as important as the plant selection itself. In rooftop trials at the University of Western Sydney, where organic matter was introduced to the substrate in a ratio of up to 50:50 rooftop mineral mix, the trial plants did much better. The well-composted organic matter didn't slump over time as the healthy, fibrous roots of the selected plants established, grew and filled out in the soil.

Shara™ <i>Lomandra fluviatilis</i> 'ABU7' (l)	Fine leaf, compact; partially wet or dry	Page 13
Mundi™ <i>Westringia fruticosa</i> 'WES05' (l)	Groundcover, small white flowers	Page 44
Yareena™ <i>Myoporum parvifolium</i> 'PARV01' (l)	Crisp, clean, longer lived Myoporum	Page 38
Katie Belles™ <i>Lomandra hystrix</i> 'LHBYF' (l)	Full sized <i>Lomandra hystrix</i> ; mass flowering	Page 8
Double Gold™ <i>Gazania hybrid</i> 'GT20' (l)	Spreading groundcover; more flowers	Page 54
Green John™ <i>Callistemon viminalis</i> 'LJ23' (l)	Compact Callistemon with green foliage	Page 34
Grey Box™ <i>Westringia fruticosa</i> 'WES04' (l)	Compact ball shaped plant; part wet or dry	Page 43
Nafray® <i>Pennisetum alopecuroides</i> 'PA300' (l)	Compact, clumping native grass	Page 20
Lucia™ <i>Dianella caerulea</i> 'DC101' (l)	Low growing, spreading Dianella	Page 11
Aussie Rambler™ <i>Carpobrotus glaucescens</i> 'CAR10' (l)	Spreading groundcover; large flowers	Page 28

Top 10 Rain Garden Plants

Rain gardens help to remove excessive nutrients from water while slowing runoff before entering our waterways, reducing erosion and pollution. Rain gardens catch water from roads, roofs and other hard surfaces and filter water through layers of plant roots, sand and gravel before it travels into the storm water system. Our Top 10 is based on the best plants that maintained a healthy appearance and required little maintenance while exposed to pollution in the rain garden environment.

Shara™ <i>Lomandra fluviatilis</i> 'ABU7' (l)	Fine leaf, compact; partially wet or dry	Page 13
Katie Belles™ <i>Lomandra hystrix</i> 'LHBYF' (l)	Full sized <i>Lomandra hystrix</i> ; mass flowering	Page 8
Tropic Cascade™ <i>Lomandra hystrix</i> 'LHWP' (l)	<i>Lomandra hystrix</i> with weeping foliage	Page 12
Nafray® <i>Pennisetum alopecuroides</i> 'PA300' (l)	Compact, clumping native grass	Page 20
Cosmic Pink™ <i>Rhaphiolepis indica</i> 'RAPH02' (l)	Large flowers, tough compact form	Page 52
Macarthur™ <i>Callistemon viminalis</i> 'LC01' (l)	More compact, better flower Callistemon; bushy growth habit	Page 34
Lucky Stripe™ <i>Lomandra hystrix</i> 'LMV200' (l)	Green / white variegated foliage	Page 10
Mundi™ <i>Westringia fruticosa</i> 'WES05' (l)	Tough, beautiful ground cover	Page 44
Grey Box™ <i>Westringia fruticosa</i> 'WES04' (l)	Compact ball shape; partially wet or dry	Page 43
Just Right® <i>Liriope muscari</i> 'LIRJ' (l)	Evergreen, clean growing Liriope	Page 17

Top 10 Fire Retardant Plants

Any plant will burn when exposed to the extreme heat associated with bushfire, but some may take longer to ignite. These Top 10 plants are recommended based on a CSIRO study specifically and industry articles generally.

Although plant selection alone will not stop bushfire threat, the premise of the CSIRO study is that some live plants take longer to ignite when exposed to heat than others. Plants that are live and well maintained, take longer to ignite, than the same plant's dried or dead foliage when exposed to heat in the experiment.

Queen Mum™ <i>Agapanthus orientalis</i> 'PMN06' (l)	Large white and blue dual coloured flowers	Page 50
Katie Belles™ <i>Lomandra hystrix</i> 'LHBYF' (l)	Full sized <i>Lomandra hystrix</i> ; mass flowering	Page 8
Katrinus Deluxe <i>Lomandra longifolia</i> 'Katrinus Deluxe' (l)	Improved semi-compact fine leaf form	Page 7
Aussie Rambler™ <i>Carpobrotus glaucescens</i> 'CAR10' (l)	Spreading groundcover; large flowers	Page 28
Just Right® <i>Liriope muscari</i> 'LIRJ' (l)	Evergreen, clean growing Liriope	Page 17
Isabella® <i>Liriope muscari</i> 'LIRF' (l)	Fine leaf, compact, spreading Liriope	Page 16
Amethyst™ <i>Liriope muscari</i> 'LIRTP' (l)	Compact foliage, deep purple flowers	Page 14
Pink Pearl™ <i>Liriope muscari</i> 'VS001' (l)	Compact, variegated green and cream foliage	Page 16
Sea Urchin™ <i>Aloe hybrid</i> 'ANDsea' (l)	Compact, tight and dense Aloe	Page 62
Mighty Gold™ <i>Aloe hybrid</i> 'AL02' (l)	Compact, tough Aloe	Page 62

Top 10 Salt Tolerant Plants

We wanted to recreate an experiment which simulated the impacts of salt on Ozbreed plants recommended for coastal sites or those watered by bore-water with a high salinity level. The initial selection was chosen based on common knowledge of second-line, or front-line salt tolerant plants. We arrived at our Top 10 after 4 months of rigorous testing.

To simulate bore water or salt laden winds that might affect second-line salt tolerant plants, we applied a 60% strength sea water to them at regular intervals. For front-line salt tolerant plants that should handle coastal positions, we applied a 90% strength sea water at regular intervals. After a period of 4 months and the collected data based on the damage those salt-water applications caused the plants, we arrived at the list below.

King Alfred® <i>Dianella caerulea</i> 'JOHN316' (l)	Dense, compact blue-green foliage	Page 6
Cosmic White™ <i>Rhaphiolepis indica</i> 'RAPH01' (l)	Tough <i>Rhaphiolepis</i> ; large white flowers	Page 52
Cosmic Pink™ <i>Rhaphiolepis indica</i> 'RAPH02' (l)	Tough <i>Rhaphiolepis</i> ; large pink flowers	Page 52
Ozbreed Aussie Box® <i>Westringia hybrid</i> 'WES08' (l)	Native box hedge; tight, compact growth	Page 45
Grey Box™ <i>Westringia fruticosa</i> 'WES04' (l)	Compact ball shape; partially wet or dry	Page 43
Mundi™ <i>Westringia fruticosa</i> 'WES05' (l)	Groundcover, small white flowers	Page 44
Naringa™ <i>Westringia hybrid</i> 'WES01' (l)	Fast establishing, hedging Westringia	Page 45
Blue Gem™ <i>Westringia hybrid</i> 'WES03' (l)	Shrubby Westringia; masses of flowers	Page 41
Low Horizon™ <i>Westringia fruticosa</i> 'WES06' (l)	Dense, ultra-compact groundcover	Page 42
Aussie Rambler™ <i>Carpobrotus glaucescens</i> 'CAR10' (l)	Spreading groundcover; large flowers	Page 28

CASE STUDY

Shara™ Lomandra Survives Floods

Our in-ground production area at Ozbreed is situated in a low-lying area of the farm. These Shara™ plants were planted in September 2019 during a severe drought. Tested Australia-wide, we were confident they could handle periodic wet feet, but Shara™ has proven to be even tougher than we thought.




2020 FLOOD

In February 2020, the bottom paddocks of the Ozbreed testing site flooded. The flood waters rose very quickly and were high enough to cover the bottom few rows of our in-ground Shara™ production. After 4 days the flood waters finally started to recede, and we waited to assess the condition of the plants. Amazingly they pulled through.

2021 FLOOD

Then in March 2021, another flood swept through the plains. This more severe flood had Shara™ Lomandra completely submerged under metres of fast flowing water for 10 days. When the water receded to reveal the plants, even we were astonished to see them alive!



RECOVERY AFTER FLOOD


In the month after the flood, despite still constantly wet soil as the flood water slowly dries up, Shara™ has recovered well. If you ever need a hardy plant for drought and flood, Shara™ Lomandra has certainly proved itself in extreme conditions. Surviving through two floods, two years in a row and being submerged for several days during each event, Shara™ Lomandra has certainly been bred beyond nature's limits.



BEST PLANTS

Quick Selection Guide

bestplants.com.au



Still need help selecting the right plant?

Visit bestplants.com.au

This website from Ozbreed helps you find the best plants for you in any situation, whether it's for a rooftop, rain garden, modern garden or something else.

Simply choose the options that suit you to show a selection of plants that will work.